

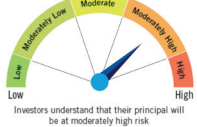



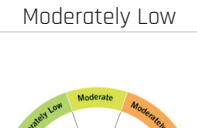

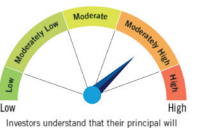





Top Mutual Fund Schemes to invest in 2019

Category	Mutual Fund Scheme	Crisil / Value Research Rank	AUM (Rs. Crores)	Absolute (in %)		CAGR (in %)		Risk Meter
				1yr	3yr	5yr		
Large Cap	Reliance Large Cap Fund-Reg(G)	*****	11410	-1.29	11.97	16.92	 <p>Investors understand that their principal will be at moderately high risk</p>	
	SBI BlueChip Fund-Reg(G)	****	20287	-4.83	9.37	15.64		
	Aditya Birla Sun Life Frontline Equity Fund-Reg(G)	****	20884	-3.57	10.78	14.54		
	ICICI Pru Bluechip Fund-Reg(G)	****	19458	-1.59	12.22	14.51		
	Axis Bluechip Fund-Reg(G)	*****	3295	6.22	12.54	14.35		
	HDFC Top 100 Fund-Reg(G)	****	14961	-0.65	12.48	14.29		
Multi Cap	Mirae Asset India Equity Fund-Reg(G)	*****	9697	-0.96	14.09	18.63	 <p>Investors understand that their principal will be at moderately high risk</p>	
	Kotak Standard Multicap Fund-Reg(G)	****	21369	-1.59	13.39	18.58		
	SBI Magnum Multicap Fund-Reg(G)	****	6192	-6.47	10.83	18.35		
	Axis Focused 25 Fund-Reg(G)	*****	6455	0.95	15.26	16.85		
	ICICI Pru Multicap Fund-Reg(G)	****	3024	-1.11	11.83	16.62		
Midcap / Smallcap	Reliance Small Cap Fund-Reg(G)	****	7227	-17.06	12.60	26.61	 <p>Investors understand that their principal will be at moderately high risk</p>	
	Kotak Emerging Equity Scheme-Reg(G)	*****	3314	-12.02	11.57	22.99		
	Franklin India Smaller Cos Fund-Reg(G)	****	6764	-17.88	9.30	21.82		
	HDFC Small Cap Fund-Reg(G)	****	5672	-8.54	15.42	19.88		
	L&T Midcap Fund-Reg(G)	*****	3438	-12.41	13.62	24.11		
Hybrid - Equity	ICICI Pru Equity & Debt Fund-Reg(G)	****	26566	-2.67	11.50	15.44	 <p>Investors understand that their principal will be at moderately high risk</p>	
	SBI Equity Hybrid Fund-Reg(G)	****	28062	-0.67	9.74	15.22		
	L&T Hybrid Equity Fund-Reg(G)	****	10203	-4.20	8.67	15.19		
	Reliance Equity Hybrid Fund-Reg(G)	****	13326	-5.40	8.54	14.67		
	Aditya Birla Sun Life Equity Hybrid '95 Fund-Reg(G)	***	13777	-5.70	9.14	14.65		
Hybrid-Debt	Aditya Birla Sun Life Regular Savings Fund-Reg(G)	****	2492	-2.42	8.63	11.48	 <p>Investors understand that their principal will be at moderately high risk</p>	
	ICICI Prudential Regular Savings Fund-Reg(G)	*****	1589	4.71	9.56	11.41		
	HDFC Hybrid Debt Fund-Reg(G)	***	3233	0.17	7.88	10.32		
Debt Long term	IDFC Bond Fund - LTP (G)	***	727	6.42	7.55	8.93	 <p>Investors understand that their principal will be at moderately high risk</p>	
	Reliance Income Fund - -Reg(G)	***	277	5.93	7.42	8.53		
	SBI Magnum Income Fund (G)	*****	1315	4.66	7.94	8.49		
	HDFC Income Fund (G)	***	854	3.32	6.33	8.05		
Debt-Short term	Franklin India ST Income Plan(G)	*****	11644	8.79	8.60	9.30	 <p>Investors understand that their principal will be at moderately high risk</p>	
	ABSL Short Term Opp-Reg(G)	****	3837	6.47	7.76	8.61		
	ICICI Pru Short Term Fund - -Reg(G)	***	7259	5.78	7.60	8.50		
	HDFC Short Term Debt Fund --Reg(G)	****	8704	6.99	7.63	8.39		
Liquid Fund	Axis Liquid Fund(G)	****	23723	7.45	7.26	7.85	 <p>Investors understand that their principal will be at moderately high risk</p>	
	Reliance Liquid Fund(G)	****	42811	7.43	7.25	7.84		
	Aditya Birla SL Liquid Fund(G)	****	62310	7.41	7.26	7.87		
	L&T Liquid Fund(G)	****	15862	7.41	7.25	7.83		
	ICICI Pru Liquid Fund (G)	***	66120	7.38	7.22	7.82		
	HDFC Liquid Fund (G)	***	90687	7.22	7.11	7.76		
Tax Saving	Aditya Birla SL Tax Relief '96(G)	*****	6984	-5.85	12.20	18.74	 <p>Investors understand that their principal will be at moderately high risk</p>	
	L&T Tax Advt Fund-Reg(G)	****	3221	-8.74	12.11	15.82		
	Axis Long Term Equity Fund(G)	*****	17626	2.36	11.95	19.70		
	DSPBR Tax Saver Fund-Reg(G)	****	4567	-8.44	11.79	17.17		
	ICICI Pru LT Equity Fund (Tax Saving)(G)	***	5486	-0.50	9.54	15.45		
	Franklin India Tax Shield (G)	***	3687	-3.61	9.20	16.14		
	SBI Magnum Tax Gain (G)	**	6377	-8.93	7.45	13.67		

Sector Funds

Category	Mutual Fund Scheme	Crisil / Value Research Rank	AUM (Rs. Crores)	Absolute(in %)		CAGR (in %)		Risk Meter
				1yr	3yr	5yr		
Pharma	Reliance Pharma Fund - Direct (G)	Unrated	2732	2.68	0.36	12.73		
Banking	ABSL Bank&Financial Ser -RP (G)	****	1561	-3.67	18.65	22.11		
	ICICI Pru Banking & Finserv (G)	*****	2595	-2.02	20.18	22.04		
	Reliance Banking Fund (G)	****	2764	-1.70	16.52	19.43		
Infrastructure	L&T Infrastructure Fund (G)	*****	1943	-17.28	13.18	20.72		
	DSP T.I.G.E.R. Fund - Regular Plan	***	1205	-18.49	7.76	15.30		
	ICICI Pru Infrastructure Fund (G)	***	1224	-14.58	6.90	13.18		

Mutual Fund investments are subject to market risks, read all scheme related documents carefully.
 Mutual Fund returns are market linked. Returns below 1 year are on absolute basis and above 1 year are on CAGR basis
 Powered by ACE MF Based on scheme NAV as on Dec 28th, 2018 for Regular Plan-Growth Option

Asit C. Mehta

INVESTMENT INTERMEDIATES LTD.

Retail Research Desk:

Akhil Rathi D: 91 22 2858 3210
 Hrishikesh Yedve D: 91 22 2858 3207
 Vrinda Aditya D: 91 22 2858 3209
 Neeraj Sharma D: 91 22 2858 3208
 Rohan Gawale D: 91 22 2858 3213
 Dhiral Shah D: 91 22 2858 3211

Email: retailresearch@acm.co.in

Research Analyst Registration Number:
 INH000002483

CIN: U65990MH1993PLC075388

An ISO 9001:2015 Certified
 Company

Follow us on:



Information pertaining to Asit C. Mehta Investment Intermediates Limited (ACMIL):

ACMIL is a SEBI registered Stock Broker, Merchant Banker and Depository Participant. It is also a AMFI registered Mutual Fund Distributor. It does not have any disciplinary history. Its associate/group companies are Asit C. Mehta Commodity Services Limited, Asit C. Mehta Realty Services Pvt. Ltd, Asit C. Mehta Forex Pvt. Ltd, Nucleus IT Enabled Services , Asit C. Mehta Financial Services Limited (all providing services other than stock broking and merchant banking).

Disclosures

ACMIL/its associates and its Research analysts have no financial interest in the companies covered on the report. ACMIL/its associates and Research analysts did not have actual/beneficial ownership of one per cent or more in the companies being covered at the end of month immediately preceding the date of publication of the research report. ACMIL/its associates or Research analysts have no material conflict of interest, have not received any compensation/benefits for any reason (including investment banking/ merchant banking or brokerage services) from either the companies concerned/third parties with respect to the companies covered in the past 12 months. ACMIL/its associates and research analysts have neither managed or co-managed any public offering of securities of the companies covered nor engaged in market making activity for the companies being covered. Further, the companies covered neither are/nor were a client during the 12 months preceding the date of the research report. Further, the Research analyst/s covering the companies covered herein have not served as an officer/director or employee of the companies being covered

Disclaimer:

This report is based on information that we consider reliable, but we do not represent that it is accurate or complete and it should not be relied upon such. ACMIL or any of its affiliates or employees shall not be in any way responsible for any loss or damage that may arise to any person from any inadvertent error in the information contained in the report. To enhance transparency we have incorporated a Disclosure of Interest Statement in this document. This should however not be treated as endorsement of the views expressed in the report