

ACMIL's ACE's

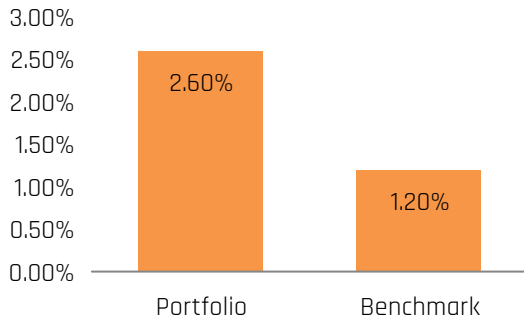
ACE- Large Cap

Inception Date : 15-May-2020

No. Of Stocks : 10

Benchmark : BSE100

Dividend Yield



Strategy Snapshot

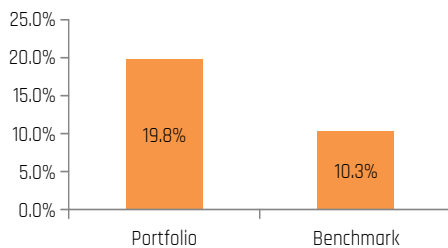
- SuperNormal portfolio selected from the large-cap universe of Top 100 stocks.
- The large-cap universe is a reflection of the Indian economy as it accounts for nearly 50% of the organized GDP of India.
- 8 to 12 SuperNormal companies which are available at SuperNormal Prices and are regularly monitored and realigned by the equity specialist team.

Performance (Model Portfolio) (as of Feb 28, 2021)	Last 1 Mo	Last 3 Mo	Last 6 Mo	Last 1 Yr	Since Inception
Portfolio	2.97%	13.48%	25.54%		62.05%
Benchmark	0.08%	12.82%	28.25%		58.94%

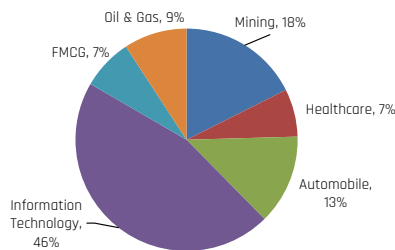
Performance up to 1 Year is absolute and above 1 Year is CAGR

Fundamental Parameters

Return on Equity

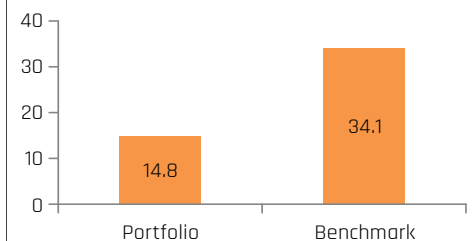


Sector Allocation

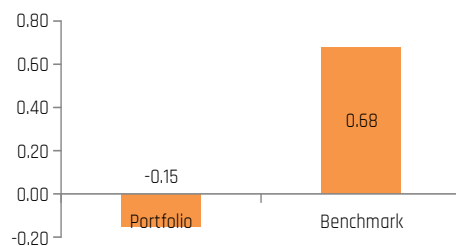


Valuation Parameters

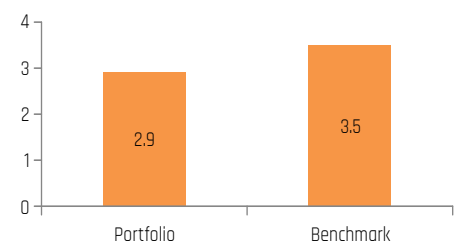
Price-to-Earning ratio



Debt-to-Equity ratio



Price-to-Book ratio



Email: retailresearch@acm.co.in

Research Analyst Registration Number: INH000002483
CIN: U65990MH1993PLC075388
An ISO 9001:2015 Certified Company

Follow us on:



Disclaimer :

Past performance is not indicative of future performance and future results. Above portfolio performances are post fees and Performance computed on model portfolio. The recommendations made by ACMIL could be those that are based on its own research. Individual returns of Clients for a particular portfolio may vary significantly from the performance of the other portfolios. No claims may be made or entertained for any variances between the performance depictions and individual portfolio performance. Investments in securities market are subject to market risk, read all the related documents carefully before investing.