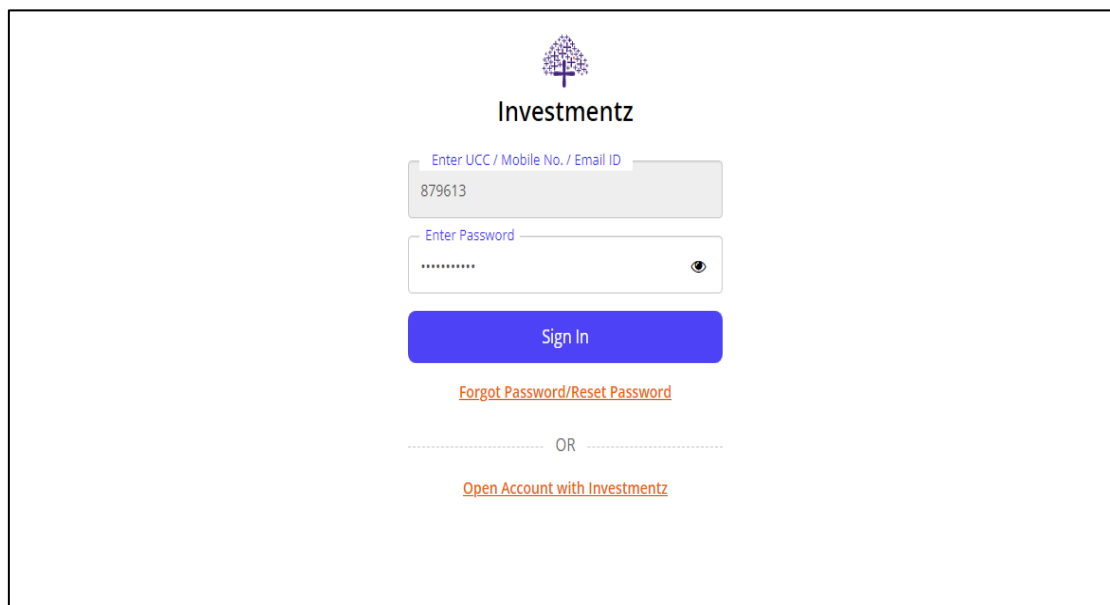



Using Google Authenticator First time User Login

- Steps 1 – Visit www.investmentz.com & Login to the Investmentz platform with Password then click On Enable 2 factor authentication.




Investmentz



Enable 2 FA Security

Enable biometric device lock on the app for 2factor security. This is mandatory as per new exchange regulations.

[Enable](#)

- Step 2 - Enter the UCC and registered mobile number for OTP Verification

OTP Verification ×

Please Verify Mobile No.

Enter LoginId / UCC

869397 | UCC ▼

[Submit](#)

OTP Verification ×


Please Verify Mobile No.

Enter OTP

802842 |


[Verify OTP](#)

- Step 3 – Scan this QR Code with Google Authenticator mentioned below and add account with Unique name (E.g. Acmiil)



Investmentz

2FA TOTP



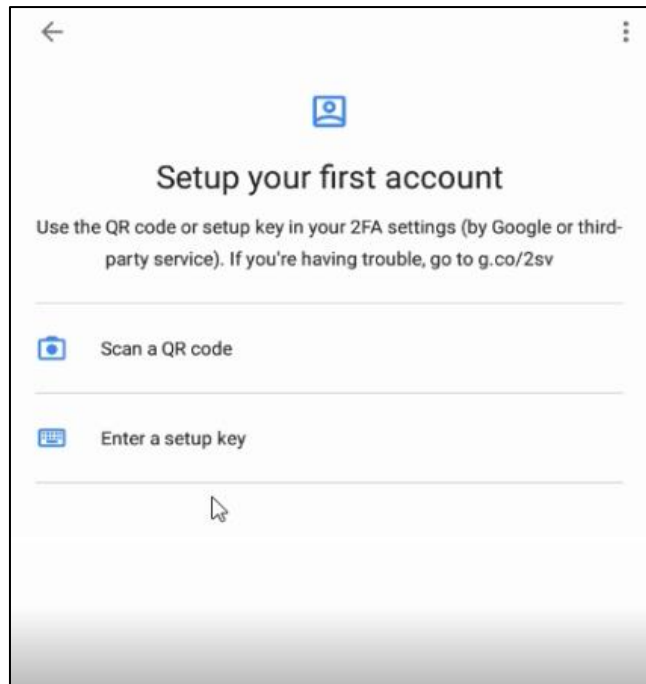
[Can't scan? Copy the key](#)

Scan the QR code on your authenticator app
Once scanned , the app should give you a 6 digit
TOTP. Enter it here.

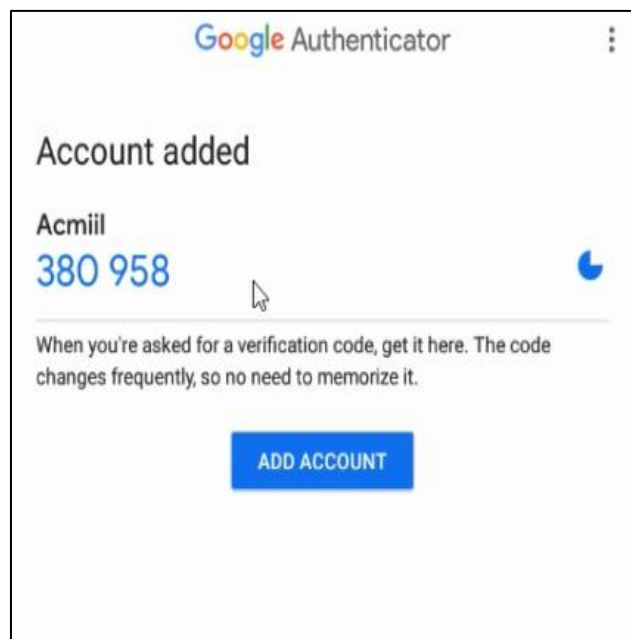
Enter 6 Digit TOTP

Current Password

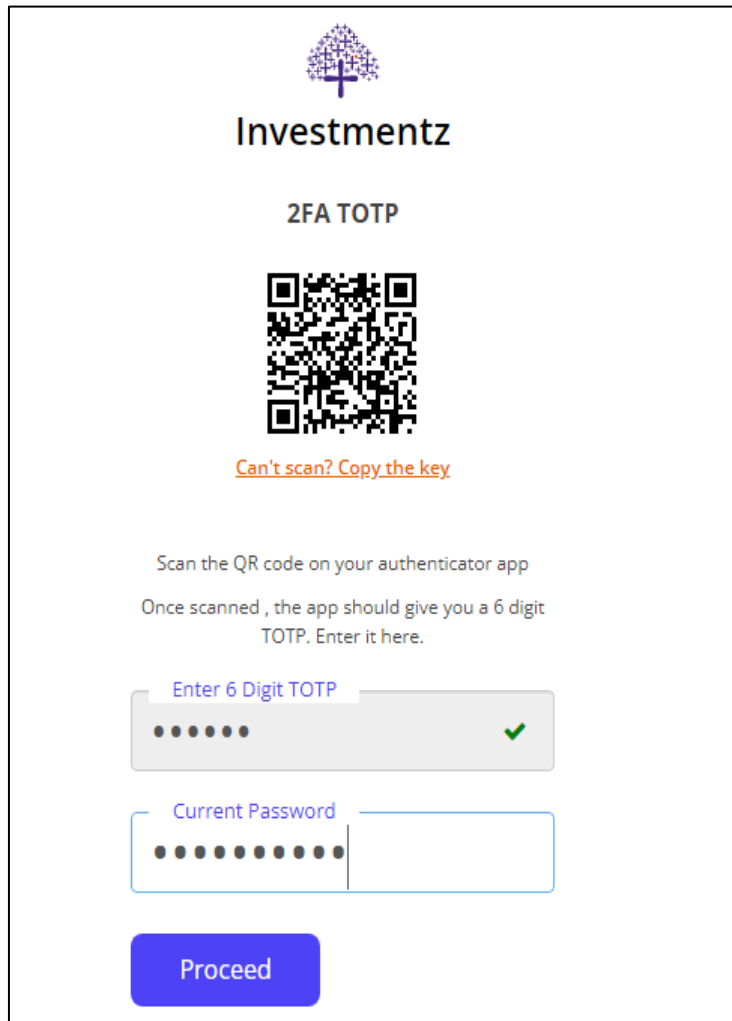
Proceed



- Step 4 – After adding account it will give the TOTP which needs to be enter in the Web platform as mentioned



- Step 5 – Once TOTP and Current Password Entered successfully TOTP will be successfully registered and user have to re-enter again



The image shows a mobile application screen for Investmentz. At the top is the Investmentz logo, a stylized tree with a cross-like shape at its base. Below the logo is the text "Investmentz" in a bold, black font. Underneath that is "2FA TOTP" in a smaller, black font. A large QR code is centered on the screen. Below the QR code is a link that says "Can't scan? Copy the key" in orange text. Further down, there are two lines of instructional text: "Scan the QR code on your authenticator app" and "Once scanned, the app should give you a 6 digit TOTP. Enter it here." Below the text is a form with two input fields. The first field is labeled "Enter 6 Digit TOTP" and contains six black dots, with a green checkmark to its right. The second field is labeled "Current Password" and contains ten black dots. At the bottom of the form is a blue button with the word "Proceed" in white text.

