

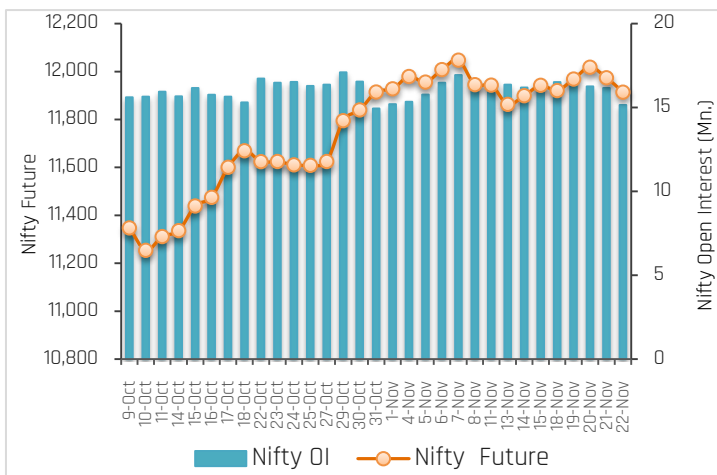
25-11-2019

PARTICULARS	Last Closing	Previous Week	% Change
NIFTY SPOT	11914	11895	0.16
NIFTY FUTURES	11915	11943	-0.24
BANKNIFTY SPOT	31112	31008	0.33
BANKNIFTY FUTURES	31115	31052	0.20
NIFTY PCR	1.31	1.39	-5.76
NIFTY PCR-VOL	0.93	0.93	0.00
NIFTY OI(In Mn)	15.1	16.4	-7.93
BANKNIFTY OI(In Mn)	1.98	1.92	3.13
INDIA VIX	14.87	15.03	-1.06
NIFTY HV	13.77	15.43	-10.76
Nifty Basis Points	0.10	47.15	-99.79

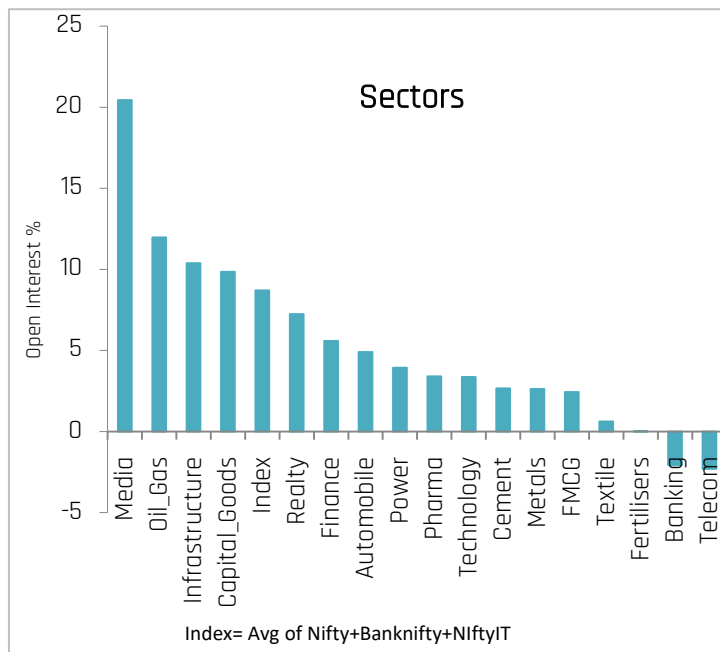
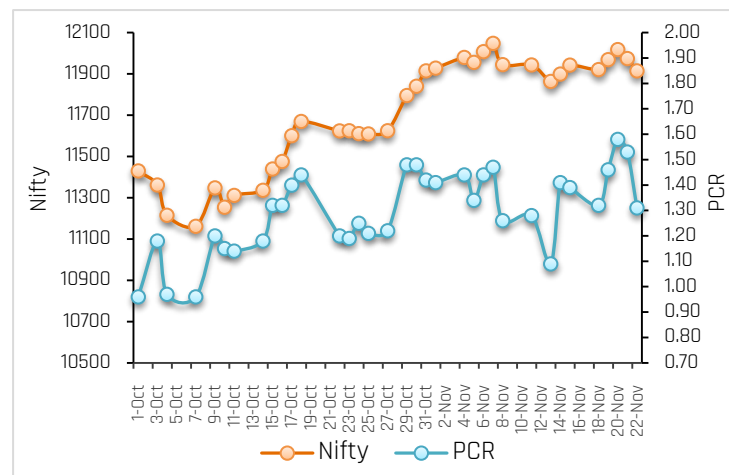
Index Outlook

Last week, Indian stock markets remained volatile and ended with small gains due to mixed signals surrounding the US-China trade deal. Finally, Nifty Futures settled below the psychological 12,000 mark at 11915, down 0.24% (WoW) with unwinding in OI of 7.93% (WoW) indicating uncertainty for the short term. The India VIX closed at 14.87%, down 1.06% during the week expected to remain volatile. Nifty Put call ratio currently stands at 1.31, down 5.76% (WoW). Technically, the index has seen a continuation of range-bound consolidation for the last three weeks in the band of 11800-12050 and the index formed a **Doji candlestick** pattern last week, indicating uncertainty. As per this pattern, 12050 will act as strong resistance for index in the short term. Sustaining above 12050 will lead to the next round of up-move. On the lower side, a recent breakout point of 11700 will act as the primary support followed by 11500. On the higher side, 12050 will act as the major hurdle followed by 12300. Going forward, India's GDP numbers, November expiry, global cues, the movement of Rupee against the Dollar, FII flow, and crude oil price movement will dictate the trend on the bourses next week.

Nifty OI Trend



Nifty Fut. vs. Pcr



Sectoral Activity

- Last week, **Media, Oil & Gas, Infrastructure, Capital Goods, Automobile, and Finance** stocks saw Open Interest addition. Top names included **ZEEL, DISHTV, CASTROLIND, ONGC, NBCC, GMRINFRA, SIEMENS, VOLTAS, APOLLOTYRE, HEROMOTOCO, MFSL, and EQUITAS.**
- Telecom** sector saw Open Interest unwinding on the back of short covering in the stocks.
- In the **Banking** space, **IDFCFIRSTB, PNB, BANKBARODA, CANBK, and UNIONBANK** saw long build-up while short covering seen in **BANKINDIA, SBIN, AXISBANK, RBLBANK, INDUSINDBK, and FEDERALBNK.**
- This week, some buying can be seen in **POWERGRID, IDFCFIRSTB, CIPLA, APOLLOHOSP and CENTURYTEX** while selling pressure can be seen in **SIEMENS and ONGC.**
- From sector space, **Banking, Telecom, Media, Technology, Infrastructure, and Automobile** stocks are likely to remain in focus in the forthcoming week.

25-11-2019

Stocks to Watch Out (Weekly)

Long Build-up			
Symbol	Price	OI Change	Price Change
ZEEL	352.75	51%	22%
DISHTV	16.05	29%	17%
MFSL	507.30	27%	6%
EQUITAS	90.90	20%	6%

Long Unwinding			
Symbol	Price	OI Change	Price Change
MOTHERSUMI	127.50	-12%	-6%
HDFCBANK	1,265.90	-10%	-1%
CHOLAFIN	314.65	-9%	-4%
BALKRISIND	842.85	-8%	-2%

Short Build-up			
Symbol	Price	OI Change	Price Change
SIEMENS	1,491.85	40%	-5%
TORNTPHARM	1,715.30	31%	-4%
GMRINFRA	20.65	16%	-5%
HEROMOTOCO	2,443.25	14%	-4%

Short covering			
Symbol	Price	OI Change	Price Change
POWERGRID	198.40	-25%	6%
BANKINDIA	73.25	-25%	5%
APOLLOHOSP	1,449.70	-18%	4%
JUSTDIAL	550.25	-13%	9%

Weekly Recommendation

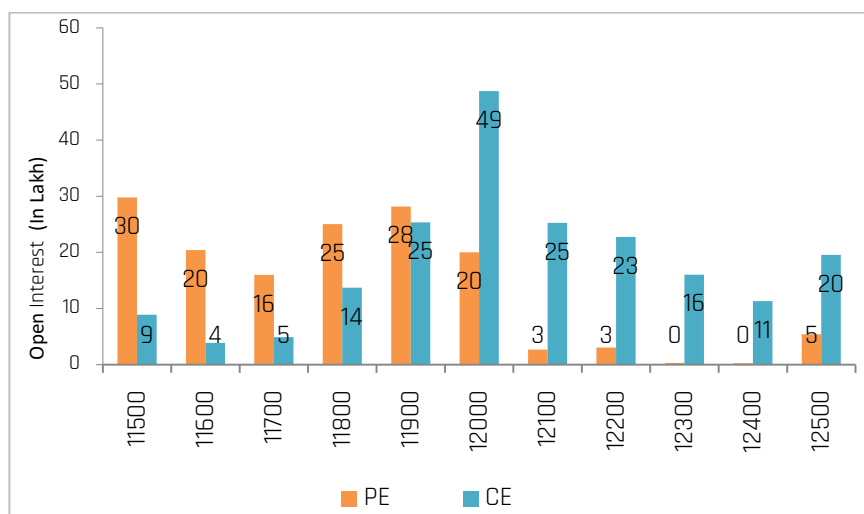
POWERGRID (198.40) - The stock has seen Open Interest unwinding of 25.77% along with positive price action indicating short covering. The stock can be bought in the range of 196-197 with a stop loss of 193 on closing basis for a target of 205.

Target: 205 Stop Loss: 193

SIEMENS (1491.85) - The stock has seen Open Interest addition of 40.14% along with negative price action indicating short build up. The stock can be sold in the range of 1495-1505 with a stop loss of 1525 on closing basis for a target of 1450.

Target: 1450 Stop Loss: 1525

Nifty Options Snapshot



From the OI Concentration (28-Nov Series), maximum addition of Open Interest on the call options front exists at the strike prices of 12000 and 12100 (with nearly 48.72 lacs and 25.24 lacs shares outstanding respectively). This indicates these levels would act as the resistance zone on the upside. On the Put options front, maximum addition of Open Interest is at the strike prices of 11900 and 11800 (with nearly 28.16 lacs and 25.04 lacs shares outstanding respectively), indicating a stronger support zone on the downside for short term.

Weekly Derivatives Synopsis

25-11-2019

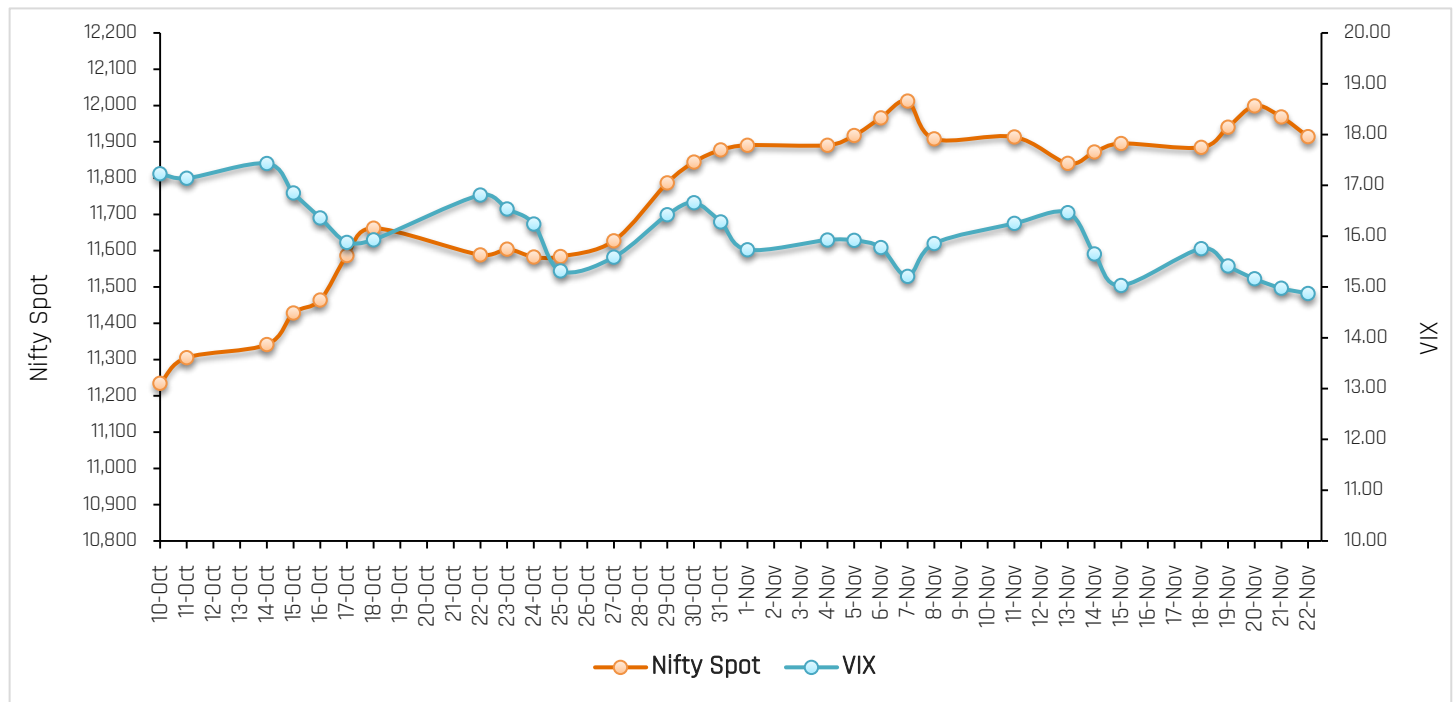
FII Stats (5 Days Trend)

(Rs. Cr.)	22-Nov	21-Nov	20-Nov	19-Nov	18-Nov
INDEX FUTURES	-833	-162	-818	-63	-299
INDEX OPTIONS	679	1358	140	1049	413
STOCK FUTURES	-42	-1205	-43	-215	-124
STOCK OPTIONS	9	-1	-79	106	-49

FII Open Interest Activity (Long & Short Ratio)

Date	Index Fut: Long/Short	Index Option: Long /Short	Index put: long /Short	Stock Fut Long/Short
15-Nov	0.67	2.89	2.08	1.74
18-Nov	0.64	2.92	2.13	1.75
19-Nov	0.65	3.02	2.14	1.74
20-Nov	0.59	3.16	2.00	1.75
21-Nov	0.59	3.13	2.32	1.67
22-Nov	0.52	2.60	2.35	1.67

NIFTY VS INDIA VIX (Last 30 Days Trend)



Observation: Any rise in India Vix this week would lead to either side movement in the index. As per the above chart, India Vix has strong support at around 14.00 and resistance stands at 17.00.

Weekly Advance Decline Ratio (Nifty Stocks)

Advances	17
Declines	23
Unchanged	10

Weekly Derivatives Synopsis

25-11-2019

ACMIIL Retail Research Products

Informational Products	Recommendation Products
Morning Notes	Momentum calls
Equi-Tea	Smart Delivery trades
Market Watch	Positional technical calls
Investor First	Investment ideas
Preview	Master trades High & Medium Risk
Market Pulse	Techno Funda
RBI Monetary Policy	Equity SIP
Budget Report	Mutual fund model portfolios
Weekly Derivatives Synopsis	Portfolio Doctor
Rollover Snapshot	
Rollover Analysis (Monthly)	

For More Information on Retail Research Products please visit
<http://www.investmentz.com/research-report/>

Asit C. Mehta

INVESTMENT INTERMEDIATES LTD

Retail Research Desk:

Akhil Rathi	D: 91 22 2858 3210
Hrishikesh Yedve	D: 91 22 2858 3207
Neeraj Sharma	D: 91 22 2858 3208
Rohan Gawale	D: 91 22 2858 3213
Vrinda Aditya	D: 91 22 2858 3209
Karan Desai	D: 91 22 2858 3221

Email: retailresearch@acm.co.in

Research Analyst Registration Number:

INH000002483

CIN: U65990MH1993PLC075388

An ISO 9001:2015 Certified Company

Follow us on:



Information pertaining to Asit C. Mehta Investment Intermediates Limited (ACMIIL):

ACMIIL is a SEBI registered Stock Broker, Merchant Banker and Depository Participant. It is also an AMFI registered Mutual Fund Distributor. It does not have any disciplinary history. Its associate/group companies are Asit C. Mehta Commodity Services Limited, Asit C. Mehta Realty Services Pvt. Ltd, Asit C. Mehta Forex Pvt. Ltd, Nucleus IT Enabled Services, Asit C. Mehta Financial Services Limited (all providing services other than stock broking and Merchant banking).

Disclosures

ACMIIL/its associates and its Research analysts have no financial interest in the companies covered on the report. ACMIIL/its associates and Research analysts did not have actual/beneficial ownership of one per cent or more in the companies being covered at the end of month immediately preceding the date of publication of the research report. ACMIIL/its associates or Research analysts have no material conflict of interest, have not received any compensation/benefits for any reason (including investment banking/merchant banking or brokerage services) from either the companies

covered neither are/nor were a client during the 12 months preceding the date of the research concerned/third parties with respect to the companies covered in the past 12 months. ACMIIL/its associates and research analysts have neither managed or co-managed any public offering of securities of the companies covered nor engaged in market making activity for the companies being covered. Further, the companies report. Further, the research analyst/s covering the companies covered herein have not served as an officer/director or employee of the companies being covered

Disclaimer:

This report is based on information that we consider reliable, but we do not represent that it is accurate or complete and it should not be relied upon such. ACMIIL or any of its affiliates or employees shall not be in any way responsible for any loss or damage that may arise to any person from any inadvertent error in the information contained in the report. To enhance transparency we have incorporated a Disclosure of Interest Statement in this document. This Follow us on: should however not be treated as endorsement of the views expressed in the report.