

# Weekly Derivatives Synopsis

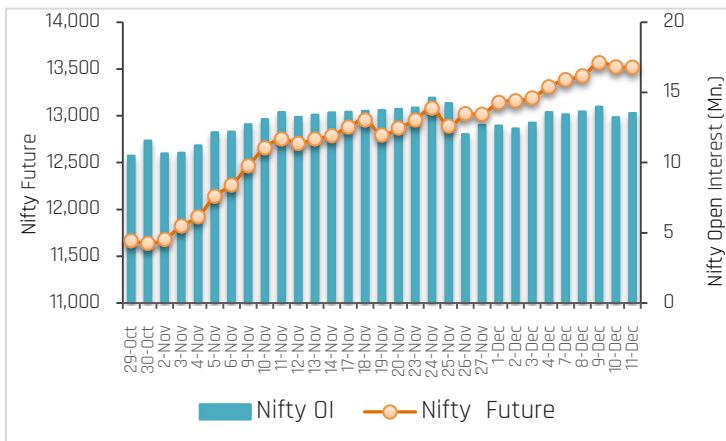
14-12-2020

PARTICULARS	Last Closing	Previous Week	% Change
NIFTY SPOT	13514	13259	1.93
NIFTY FUTURES	13518	13312	1.55
BANKNIFTY SPOT	30605	30052	1.84
BANKNIFTY FUTURES	30609	30191	1.39
NIFTY PCR	1.52	1.57	-3.18
NIFTY PCR-VOL	1.03	1.02	0.98
NIFTY OI(In Mn)	12.52	13.60	-7.94
BANKNIFTY OI(In Mn)	1.75	1.87	-6.42
INDIA VIX	18.79	18.03	4.22
NIFTY BASIS POINTS	4.50	53.05	-91.52

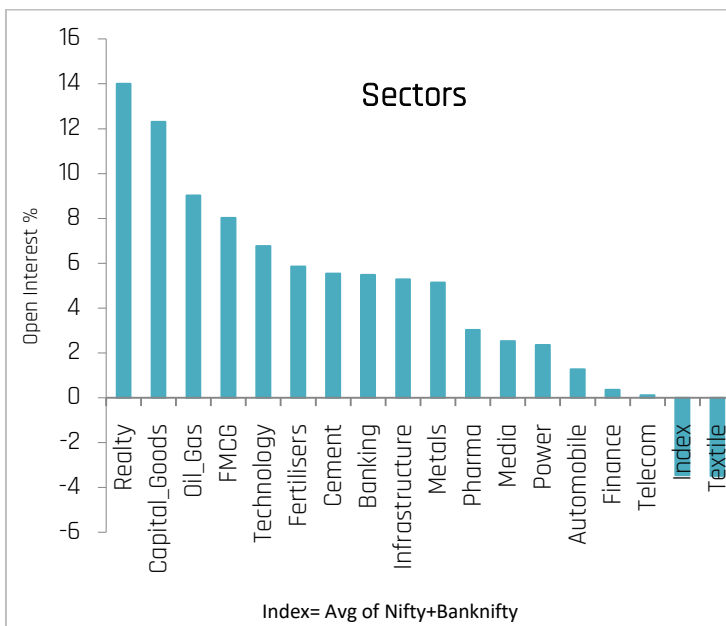
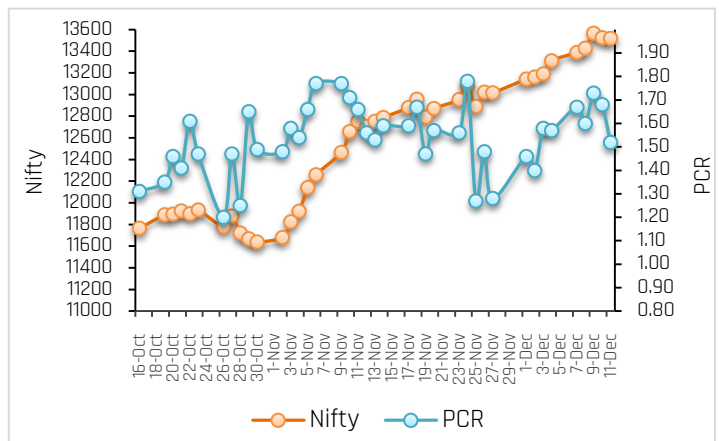
## Index Outlook

Last week, The domestic equity indices extended their winning run for the sixth consecutive week and Nifty registered a record high of 13579, supported by positive global cues, consistent inflows by foreign institutional investors (FII) and hopes for vaccine approvals in India, boosted the investor sentiment. Finally, the Nifty futures settled above the psychological level of 13500 marks at 13518, up 1.55% (WoW) with an unwinding in open interest of 7.94% (WoW) indicating neutral to positive bias for the short term. The India VIX gained by 4.22% and closed at 18.79% during the week, indicating high volatility going ahead. The nifty put-call ratio currently stands at 1.52, lower 3.18% (WoW). Technically the index has continued its upward journey and close near its all-time high. However, the index on a daily scale has formed a Doji candlestick pattern which indicates uncertainty in the short term. As per this pattern if the index sustains below 13400 then short-term trend reversal can be possible. On the lower side, 13000 will act as strong support for the index and on the higher side, 13600 and 13800 will act as resistance points in the short term. Going forward, rise in corona-virus infections globally and development on its vaccine, updates on US stimulus package, Rupee movement against the Dollar, Fiis flow, global cues, and crude oil price movement will dictate the trend on the bourses next week.

## Nifty OI Trend



## Nifty Fut Vs Pcr



## Sectoral Activity

- Last week, **Realty, Capital Goods, Oil&Gas, FMCG, and Technology** stocks saw Open Interest addition. Top names included **GODREJPROP, DLF, CUMMINSIND, BEL, ONGC, GAIL, GODREJCP, BRITANNIA, WIPRO, and MINDTREE.**
- Textile** sector saw Open Interest unwinding on the back of short covering and profit booking in the stocks.
- In the **Banking** space, **PNB, CANBK, BANDHANBNK and IDFCFIRSTB** saw long build-up while short covering seen in **SBIN, INDUSINDBK, ICICIBANK, and BANKBARODA.**
- This week, some buying can be seen in **CUMMINSIND, COLPAL, PIDILITIND, TORNTPOWER and GODREJCP,** while selling pressure can be seen in **TVSMOTOR, and ACC.**
- From sector space, **Banking, Telecom, FMCG, Pharma, Technology, and Oil&Gas,** stocks are likely to remain in focus in the forthcoming week.

14-12-2020

## Stocks to Watch Out (Weekly)

Long Build-up			
Symbol	Price	OI Change	Price Change
GODREJCP	730.10	53%	2%
PNB	39.20	42%	9%
CUMMINSIND	583.35	37%	2%
GLENMARK	529.40	30%	5%

Long Unwinding			
Symbol	Price	OI Change	Price Change
ULTRACEMCO	5,020.00	-15%	-2%
CADILAHC	468.70	-14%	-1%
INDIGO	1,728.75	-7%	-1%
SRF	5,275.55	-7%	-2%

Short Build-up			
Symbol	Price	OI Change	Price Change
CONCOR	401.95	51%	-3%
WIPRO	354.00	33%	-2%
ACC	1,616.55	25%	-4%
POWERGRID	189.65	24%	-2%

Short covering			
Symbol	Price	OI Change	Price Change
ICICIPRULI	499.80	-28%	4%
INFRATEL	244.45	-23%	3%
HDFCLIFE	665.05	-21%	3%
HINDUNILVR	2,376.75	-20%	8%

## Weekly Recommendation

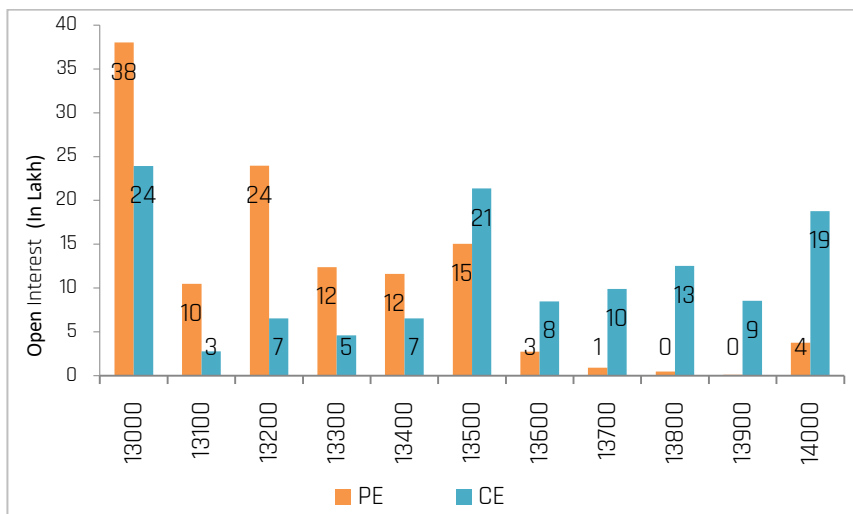
**CUMMINSIND (583.35)** - The stock has seen Open Interest addition of 37.46% along with positive price action indicating long build up. The stock can be bought in the range of 578-580 with a stop loss of 568 on closing basis for a target of 600.

**Target: 600 Stop Loss: 568**

**COLPAL (1581.65)** - The stock has seen Open Interest addition of 11.51% along with positive price action indicating long build up. The stock can be bought in the range of 1574-1576 with a stop loss of 1555 on closing basis for a target of 1610.

**Target: 1610 Stop Loss: 1555**

## Nifty Options Snapshot



From the OI Concentration (31-Dec Series), Maximum addition of open interest on the call options front exists at the strike prices of 13000, 13500, and 14000 (with nearly 23.93 lacs, 21.37 lacs, and 18.77 lacs shares outstanding respectively). This indicates that 14000 level would act as the resistance zone on the upside. On the Put options front, maximum addition of open interest is at the strike prices of 13200 and 13000 (with nearly 23.95 lacs and 38.01 lacs shares outstanding respectively), indicating that these levels would act as the stronger support zone on the downside.

# Weekly Derivatives Synopsis

14-12-2020

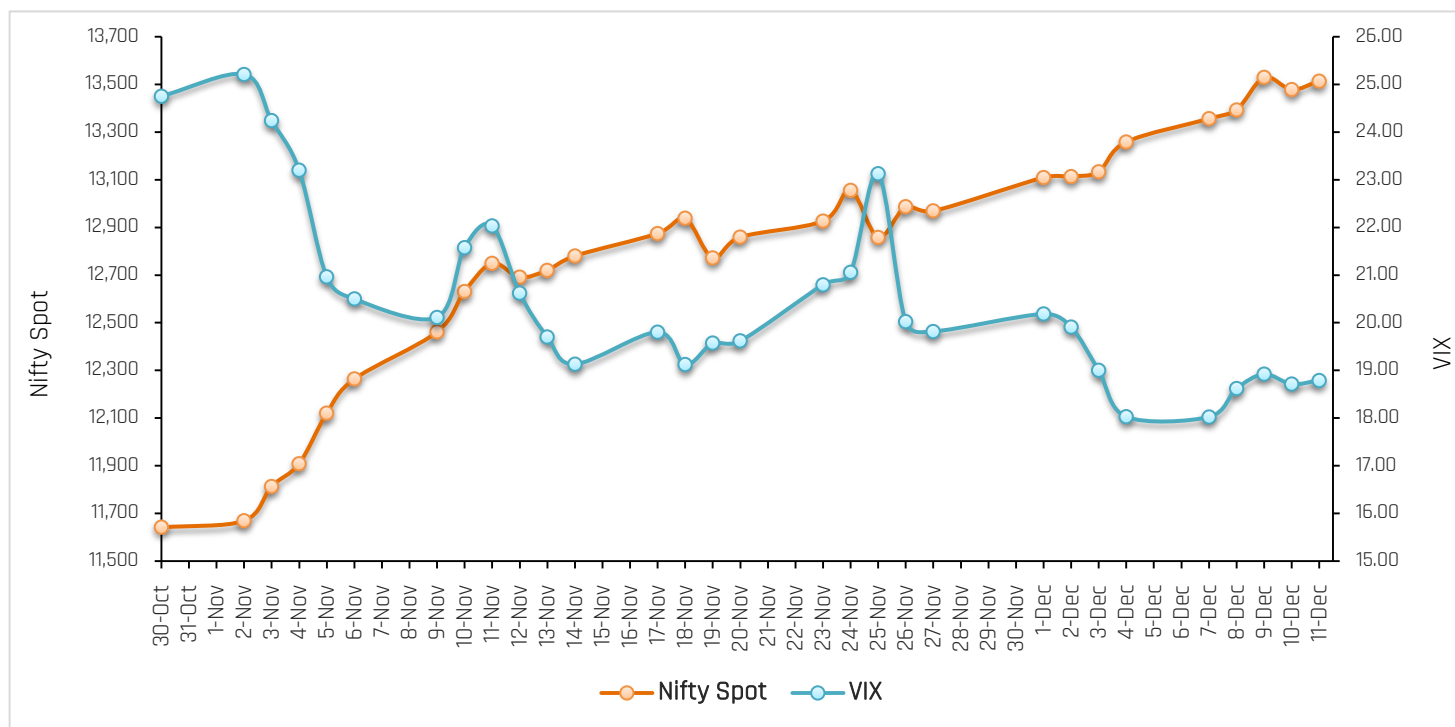
## FII Stats (5 Days Trend)

(Rs. Cr.)	11-Dec	10-Dec	09-Dec	08-Dec	07-Dec
INDEX FUTURES	291	-1311	598	-324	-1130
INDEX OPTIONS	-527	5537	-66	-684	-1302
STOCK FUTURES	-353	-1179	-591	19	-301
STOCK OPTIONS	-64	-85	128	-5	46

## FII Open Interest Activity (Long & Short Ratio)

Date	Index Fut: Long/Short	Index Option: Long /Short	Index put: long /Short	Stock Fut Long/Short
4-Dec	3.39	1.53	1.37	1.34
7-Dec	3.11	1.46	1.31	1.34
8-Dec	3.01	1.43	1.32	1.33
9-Dec	3.37	1.48	1.26	1.32
10-Dec	2.81	1.64	1.38	1.28
11-Dec	3.27	1.40	1.36	1.27

## NIFTY VS INDIA VIX (Last 30 Days Trend)



**Observation:** Any rise in India Vix this week would lead to either side movement in the Index. As per the above chart, India Vix has strong support at around 17.00 and resistance stands at 22.00.

## Weekly Advance Decline Ratio (Nifty Stocks)

Advances	26
Declines	20
Unchanged	04

### ACMIIL Retail Research Products

Informational Products	Recommendation Products
Morning Notes	Momentum calls
Equi-Tea	Smart Delivery trades
Market Watch	Positional technical calls
Investor First	Investment ideas
Preview	Master trades High & Medium Risk
Market Pulse	Techno Funda
RBI Monetary Policy	Stock Basket
Budget Report	Mutual fund model portfolios
Weekly Derivatives Synopsis	Portfolio Doctor
Rollover Snapshot	
Rollover Analysis (Monthly)	

For More Information on Retail Research Products please visit  
<http://www.investmentz.com/research-report/>

## Asit C. Mehta

INVESTMENT INTERMEDIATES LTD.

### Retail Research Desk:

Email: [retailresearch@acm.co.in](mailto:retailresearch@acm.co.in)

Research Analyst Registration Number:

**INH000002483**

**CIN: U65990MH1993PLC075388**

An ISO 9001:2015 Certified Company

Follow us on:



Information pertaining to Asit C. Mehta Investment Intermediates Limited (ACMIIL):

ACMIIL is a SEBI registered Stock Broker, Merchant Banker, Portfolio Manager and Depository Participant. It is also a AMFI registered Mutual Fund Distributor. It does not have any disciplinary history. Its associate/group companies are Asit C. Mehta Commodity Services Limited, Asit C. Mehta Realty Services Pvt. Ltd, Asit C. Mehta Forex Pvt. Ltd, Nucleus IT Enabled Services , Asit C. Mehta Financial Services Limited (all providing services other than stock broking,merchant banking and portfolio management services.).

**Disclosures**

ACMIIL/its associates and its Research analysts have no financial interest in the companies covered on the report. ACMIIL/its associates and Research analysts did not have actual/beneficial ownership of one per cent or more in the companies being covered at the end of month immediately preceding the date of publication of the research report. ACMIIL/its associates or Research analysts have no material conflict of interest, have not received any compensation/benefits for any reason (including investment banking/ merchant banking or brokerage services) from either the companies concerned/third parties with respect to the companies covered in the past 12 months. ACMIIL/its associates and research analysts have neither managed or co-managed any public offering of securities of the companies covered nor engaged in market making activity for the companies being covered. Further, the companies covered neither are/nor were a client during the 12 months preceding the date of the research report. Further, the Research analyst/s covering the companies covered herein have not served as an officer/director or employee of the companies being covered

**Disclaimer:**

This report is based on information that we consider reliable, but we do not represent that it is accurate or complete and it should not be relied upon such. ACMIIL or any of its affiliates or employees shall not be in any way responsible for any loss or damage that may arise to any person from any inadvertent error in the information contained in the report. To enhance transparency we have incorporated a Disclosure of Interest Statement in this document. This should however not be treated as endorsement of the views expressed in the report.

You are also requested to refer to the disclaimer (which is deemed to be part and parcel and is applicable to this research report as well) : <http://www.investmentz.com/disclaimer>