

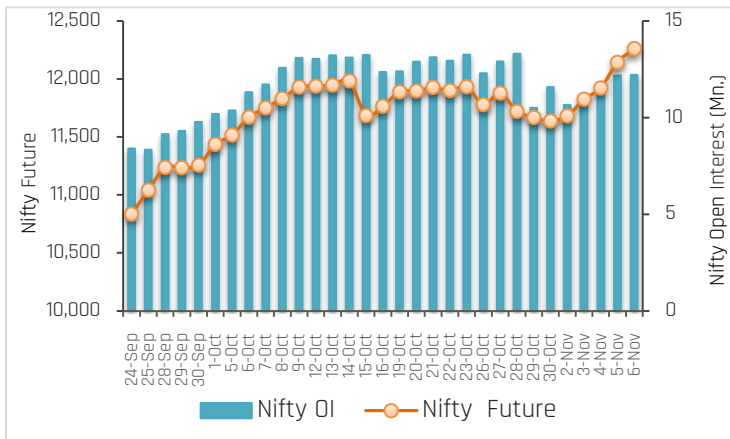
09-11-2020

PARTICULARS	Last Closing	Previous Week	% Change
NIFTY SPOT	12264	11642	5.34
NIFTY FUTURES	12261	11638	5.35
BANKNIFTY SPOT	26799	23901	12.13
BANKNIFTY FUTURES	26749	23925	11.81
NIFTY PCR	1.77	1.46	21.23
NIFTY PCR-VOL	0.97	1.04	-6.73
NIFTY OI(In Mn)	12.20	11.57	5.45
BANKNIFTY OI(In Mn)	2.08	1.81	14.92
INDIA VIX	20.50	24.75	-17.17
NIFTY BASIS POINTS	-2.10	-4.00	-47.50

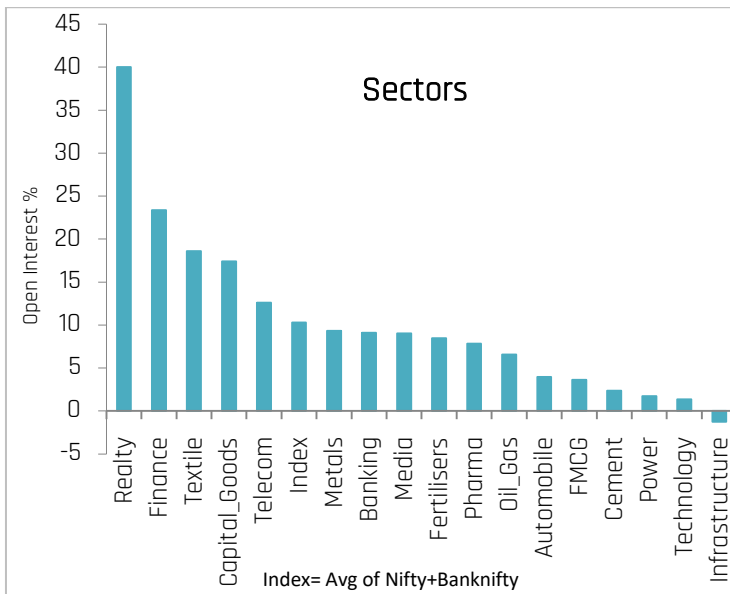
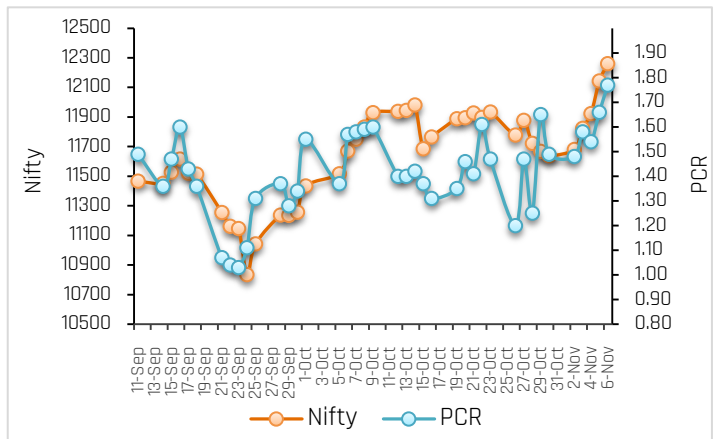
Index Outlook

The Indian benchmark index ended the week on a positive note as Democrat Party candidate Joe Biden has defeated incumbent Republican US President Donald Trump in the closely-fought presidential election. Moreover, hopes of a fresh stimulus package in the US, the expectation of Covid-19 vaccine by year-end and decent Q2FY21 earnings released so far, indicate economic recovery. Finally, the Nifty futures ended with strong gains at 12261, up 5.35% (WoW) with an addition in open interest of 5.45% (WoW) indicating positive bias for the short term. The India VIX down by 17.17% and closed at 20.50% during the week, which suggest cool off in volatility. The nifty put-call ratio currently stands at 1.77, higher 21.23% (WoW). Technically, the index has witnessed a breakout of short-term consolidation 11600-12025. As per this breakout, the index could test the levels of 12400-12450 in the short term. On the higher side, 12500 will act as a stiff resistance. Traders should remain careful on the higher side. Going forward, rise in corona-virus infections and development in the vaccine, Bihar election outcome, domestic economic data, Q2FY21 earnings, updates on US stimulus package, the hope of more stimulus in India, Rupee movement against the Dollar, FII's flow, global cues, and crude oil price movement will dictate the trend on the bourses next week.

Nifty OI Trend



Nifty Fut Vs Pcr



Sectoral Activity

- Last week, **Realty**, **Finance**, **Textile**, **Capital Goods**, and **Telecom** stocks saw Open Interest addition. Top names included **GODREJPROP**, **ICICIGI**, **CHOLAFIN**, **PAGEIND**, **SRF**, **VOLTAS**, **BHEL**, **INFRADEL**, and **IDEA**.
- Infrastructure** sector saw Open Interest unwinding on the back of short covering in the stocks.
- In the **Banking** space, **RBLBANK**, **KOTAKBANK**, **PNB**, **CANBK**, **FEDERALBNK**, **SBIN**, and **IDFCFIRSTB** saw long build-up while short covering seen in **BANKBARODA**, and **INDUSINDBK**.
- This week, some buying can be seen in, **CIPLA**, **SBIN**, **DIVISLAB**, **BRITANNIA**, **BAJFINANCE** **TATASTEEL**, and **VOLTAS**, while selling pressure can be seen in **INFRADEL**, and **UPL**.
- From sector space, **Realty**, **Capital Goods**, **Finance**, **Metal**, **Banking**, **FMCG**, **Pharma**, and **Infrastructure** stocks are likely to remain in focus in the forthcoming week.

09-11-2020

Stocks to Watch Out (Weekly)

Long Build-up			
Symbol	Price	OI Change	Price Change
VOLTAS	755.35	92%	7%
ADANI PORTS	372.20	66%	3%
CHOLAFIN	303.00	48%	12%
RBLBANK	194.00	43%	11%

Long Unwinding			
Symbol	Price	OI Change	Price Change
RELIANCE	2,031.15	-3%	-1%
AMBUJACEM	249.00	-3%	-4%

Short Build-up			
Symbol	Price	OI Change	Price Change
GODREJPROP	947.55	129%	-8%
CONCOR	376.30	26%	-3%
INFRATEL	180.25	22%	-3%
IDEA	8.65	21%	-2%

Short covering			
Symbol	Price	OI Change	Price Change
TORNTPOWER	322.40	-14%	3%
ONGC	68.05	-12%	5%
SUNPHARMA	509.30	-12%	9%
SBILIFE	801.40	-12%	4%

Weekly Recommendation

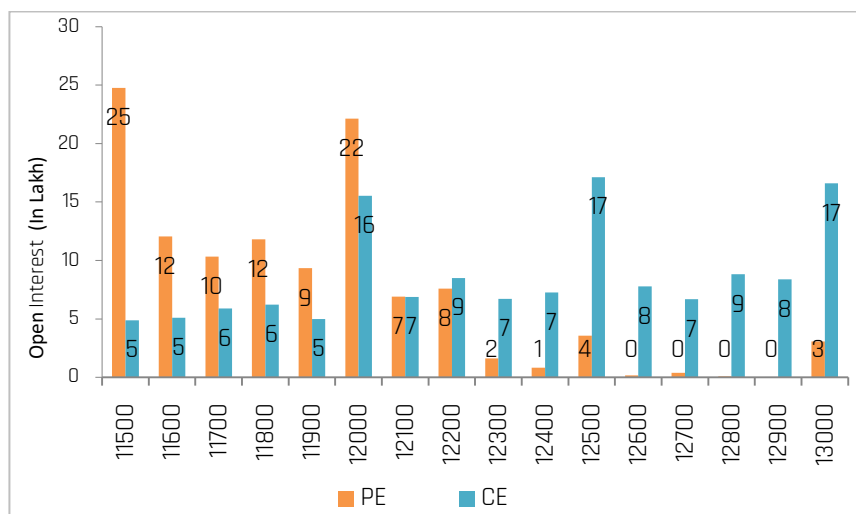
BRITANNIA (3523.25) -The stock has seen Open Interest addition of 13.73% along with positive price action indicating long build up. The stock can be bought in the range of 3490-3470 with a stop loss of 3390 on closing basis for a target of 3650-3700.

Target: 3700 Stop Loss: 3390

COALINDIA (120.9) -The stock has seen Open Interest unwinding of 8.49% along with positive price action indicating short covering. The stock can be bought in the range of 119-120 with a stop loss of 117 on closing basis for a target of 125.

Target: 125 Stop Loss: 117

Nifty Options Snapshot



From the OI Concentration (26-Nov Series), Maximum open interest on the call options front exists at the strike prices of 12500 and 13000 (with nearly 17.13 lacs and 16.60 lacs shares outstanding). This indicates that these levels would act as the resistance zone on the upside. On the Put options front, maximum open interest is at the strike prices of 12000 and 11500 (with nearly 22.13 lacs and 24.77 lacs shares outstanding respectively), indicating 11500 stronger support zone on the downside.

Weekly Derivatives Synopsis

09-11-2020

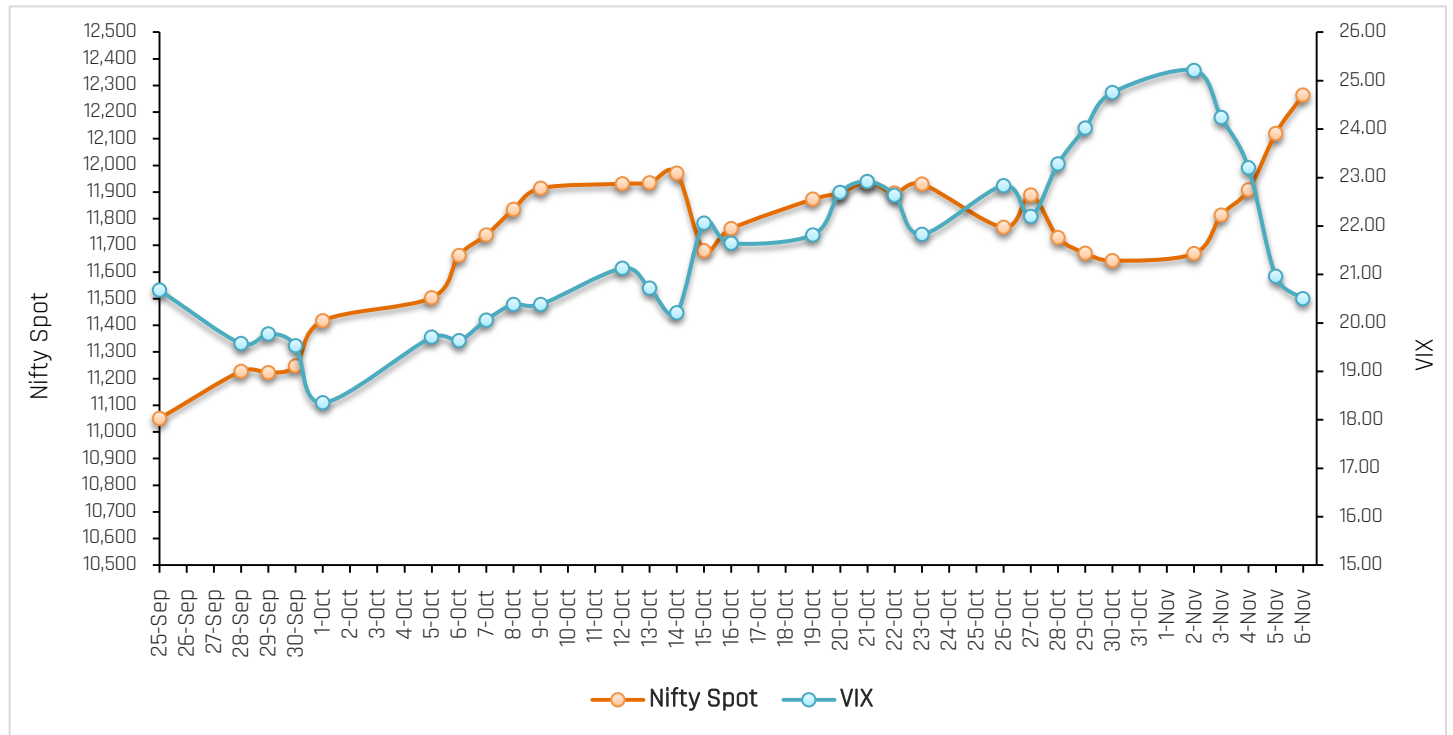
FII Stats (5 Days Trend)

(Rs. Cr.)	06-Nov	05-Nov	04-Nov	03-Nov	02-Nov
INDEX FUTURES	521	3441	-290	480	1227
INDEX OPTIONS	2570	2907	-136	1031	-1754
STOCK FUTURES	-23	588	764	745	734
STOCK OPTIONS	-23	-16	-67	-27	94

FII Open Interest Activity (Long & Short Ratio)

Date	Index Fut: Long/Short	Index Option: Long /Short	Index put: long /Short	Stock Fut Long/Short
30-Oct	0.67	1.38	1.74	1.53
2-Nov	0.88	1.34	1.55	1.58
3-Nov	0.98	1.48	1.46	1.61
4-Nov	0.91	1.40	1.47	1.62
5-Nov	1.83	1.68	1.55	1.63
6-Nov	2.06	2.08	1.43	1.62

NIFTY VS INDIA VIX (Last 30 Days Trend)



Observation: Any rise in India Vix this week would lead to either side movement in the Index. As per the above chart, India Vix has strong support at around 19.00 and resistance stands at 25.00.

Weekly Advance Decline Ratio (Nifty Stocks)

Advances	41
Declines	04
Unchanged	05

ACMIIL Retail Research Products

Informational Products	Recommendation Products
Morning Notes	Momentum calls
Equi-Tea	Smart Delivery trades
Market Watch	Positional technical calls
Investor First	Investment ideas
Preview	Master trades High & Medium Risk
Market Pulse	Techno Funda
RBI Monetary Policy	Stock Basket
Budget Report	Mutual fund model portfolios
Weekly Derivatives Synopsis	Portfolio Doctor
Rollover Snapshot	
Rollover Analysis (Monthly)	

For More Information on Retail Research Products please visit
<http://www.investmentz.com/research-report/>

Asit C. Mehta

INVESTMENT INTERMEDIATES LTD.

Retail Research Desk:

Email: retailresearch@acm.co.in

Research Analyst Registration Number:

INH000002483

CIN: U65990MH1993PLC075388

An ISO 9001:2015 Certified Company

Follow us on:



Information pertaining to Asit C. Mehta Investment Intermediates Limited (ACMIIL):

ACMIIL is a SEBI registered Stock Broker, Merchant Banker, Portfolio Manager and Depository Participant. It is also a AMFI registered Mutual Fund Distributor. It does not have any disciplinary history. Its associate/group companies are Asit C. Mehta Commodity Services Limited, Asit C. Mehta Realty Services Pvt. Ltd, Asit C. Mehta Forex Pvt. Ltd, Nucleus IT Enabled Services , Asit C. Mehta Financial Services Limited (all providing services other than stock broking,merchant banking and portfolio management services.).

Disclosures

ACMIIL/its associates and its Research analysts have no financial interest in the companies covered on the report. ACMIIL/its associates and Research analysts did not have actual/beneficial ownership of one per cent or more in the companies being covered at the end of month immediately preceding the date of publication of the research report. ACMIIL/its associates or Research analysts have no material conflict of interest, have not received any compensation/benefits for any reason (including investment banking/ merchant banking or brokerage services) from either the companies concerned/third parties with respect to the companies covered in the past 12 months. ACMIIL/its associates and research analysts have neither managed or co-managed any public offering of securities of the companies covered nor engaged in market making activity for the companies being covered. Further, the companies covered neither are/nor were a client during the 12 months preceding the date of the research report. Further, the Research analyst/s covering the companies covered herein have not served as an officer/director or employee of the companies being covered

Disclaimer:

This report is based on information that we consider reliable, but we do not represent that it is accurate or complete and it should not be relied upon such. ACMIIL or any of its affiliates or employees shall not be in any way responsible for any loss or damage that may arise to any person from any inadvertent error in the information contained in the report. To enhance transparency we have incorporated a Disclosure of Interest Statement in this document. This should however not be treated as endorsement of the views expressed in the report.

You are also requested to refer to the disclaimer (which is deemed to be part and parcel and is applicable to this research report as well) : <http://www.investmentz.com/disclaimer>