

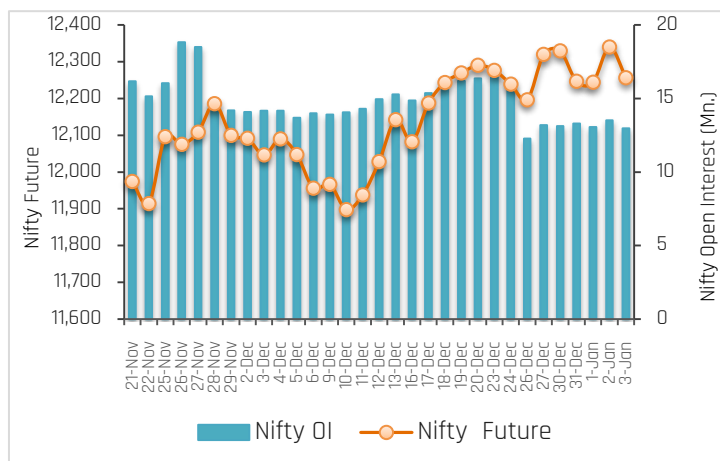
06-01-2020

PARTICULARS	Last Closing	Previous Week	% Change
NIFTY SPOT	12227	12246	-0.16
NIFTY FUTURES	12256	12319	-0.51
BANKNIFTY SPOT	32069	32412	-1.06
BANKNIFTY FUTURES	32161	32605	-1.36
NIFTY PCR	1.37	1.46	-6.16
NIFTY PCR-VOL	1.14	0.88	29.55
NIFTY OI(In Mn)	13.1	12.9	1.55
BANKNIFTY OI(In Mn)	1.28	1.56	-17.95
INDIA VIX	12.69	10.52	20.63
NIFTY HV	12.79	13.45	-4.91
Nifty Basis Points	29.80	73.45	-59.43

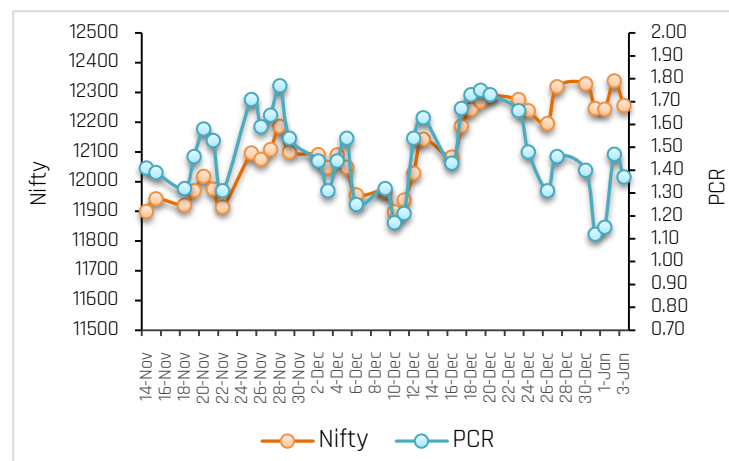
## Index Outlook

Last week, Indian stock markets started on a positive note, but saw some pain on Friday amid the flare-up in West Asia after a US strike killed an Iranian general, which added to volatility of crude prices and impacted the market sentiment. Finally, the Nifty Futures settled on a negative note 12256, down 0.51% (WoW) with addition in OI of 1.55% (WoW) indicating uncertainty for the short term. The India VIX shot up sharply and closed at 12.69%, up 20.63% during the week, indicating markets to remain volatile. Nifty Put call ratio currently stands at 1.37, down 6.16% (WoW). Technically, the index on the daily scale has formed a **bearish Harami candlestick** pattern on Friday. As per this pattern, if Nifty sustains below 12190, then profit-booking until 12000 can be possible. The index on the daily scale has left two bullish gaps, first around 12005 and second at 11923, which will act as support points on the downside. On the higher side, 12300 and 12500 will act as resistance points. Going forward, macroeconomic data, the movement of Rupee against the Dollar, Q3FY20 earnings, geopolitical tensions in West Asia, US-China trade deal, FII flow, global cues, and crude oil price movement will dictate the trend on the bourses next week.

## Nifty OI Trend



## Nifty Fut. vs. Pcr



## Sectoral Activity

- Last week, **Media, Capital Goods, Textile, Technology, Cement, and Oil & Gas** stocks saw Open Interest addition. Top names included **PVR, SUNTV, CUMMINSIND, BEL, PAGEIND, SRF, MINDTREE, INFY, RAMCOCEM, ACC, IOC, and ONGC**.
- Fertilisers** and **Realty** sectors saw Open Interest unwinding on the back of profit-booking in the stocks.
- In the **Banking** space, **YESBANK, CANBK, KOTAKBANK,** and **PNB** saw short build-up while long unwinding was seen in **BANKBARODA, AXISBANK, ICICIBANK, HDFCBANK, and SBIN**.
- This week, some buying can be seen in **ACC, COLPAL, CUMMINSIND, ONGC,** and **LT** while selling pressure can be seen in **L&TFH** and **CANBK**.
- From sector space, **Banking, Media, Power, Technology, Infrastructure,** and **Fertilisers** stocks are likely to remain in focus in the forthcoming week.

06-01-2020

## Stocks to Watch Out (Weekly)

Long Build-up			
Symbol	Price	OI Change	Price Change
JUBLFOOD	1,683.40	26%	3%
MINDTREE	811.80	24%	4%
COALINDIA	206.70	20%	4%
MFSL	567.35	19%	6%

Long Unwinding			
Symbol	Price	OI Change	Price Change
DISHTV	12.75	-7%	-6%
BPCL	483.40	-6%	-2%
BANKBARODA	101.35	-5%	-3%
AXISBANK	746.35	-4%	-2%

Short Build-up			
Symbol	Price	OI Change	Price Change
SUNTV	431.80	27%	-4%
PEL	1,526.05	17%	-5%
TITAN	1,145.75	15%	-4%
ZEEL	275.15	12%	-9%

Short covering			
Symbol	Price	OI Change	Price Change
SAIL	46.80	-9%	10%
GAIL	125.40	-9%	5%
APOLLOHOSP	1,493.05	-8%	5%
TATAMTRDVR	78.40	-7%	7%

## Weekly Recommendation

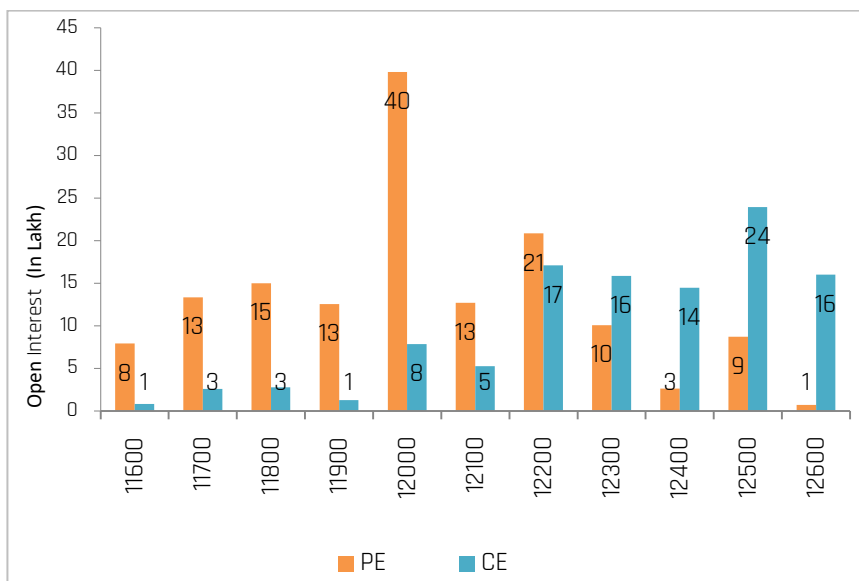
**ACC (1484.60)** - The stock has seen Open Interest addition of 9.92% along with positive price action indicating long build-up. The stock can be bought in the range of 1471-1475 with a stop loss of 1440 on closing basis for a target of 1530.

Target: 1530 Stop Loss: 1440

**CANBK (222.45)** - The stock has seen Open Interest addition of 5.60% along with negative price action indicating short build up. The stock can be sold in the range of 225-226 with a stop loss of 231 on closing basis for a target of 215.

Target: 215 Stop Loss: 231

## Nifty Options Snapshot



From the OI Concentration (30-Jan Series), Open Interest on the call options front exists at the strike prices of 12300 and 12500 (with nearly 15.86 lacs and 23.94 lacs shares outstanding respectively). This indicates these levels would act as the resistance zone on the upside. On the Put options front, maximum addition of Open Interest is at the strike prices of 12200 and 12000 (with nearly 20.86 lacs and 39.84 lacs shares outstanding respectively), indicating a stronger support zone on the downside for short term.

# Weekly Derivatives Synopsis

06-01-2020

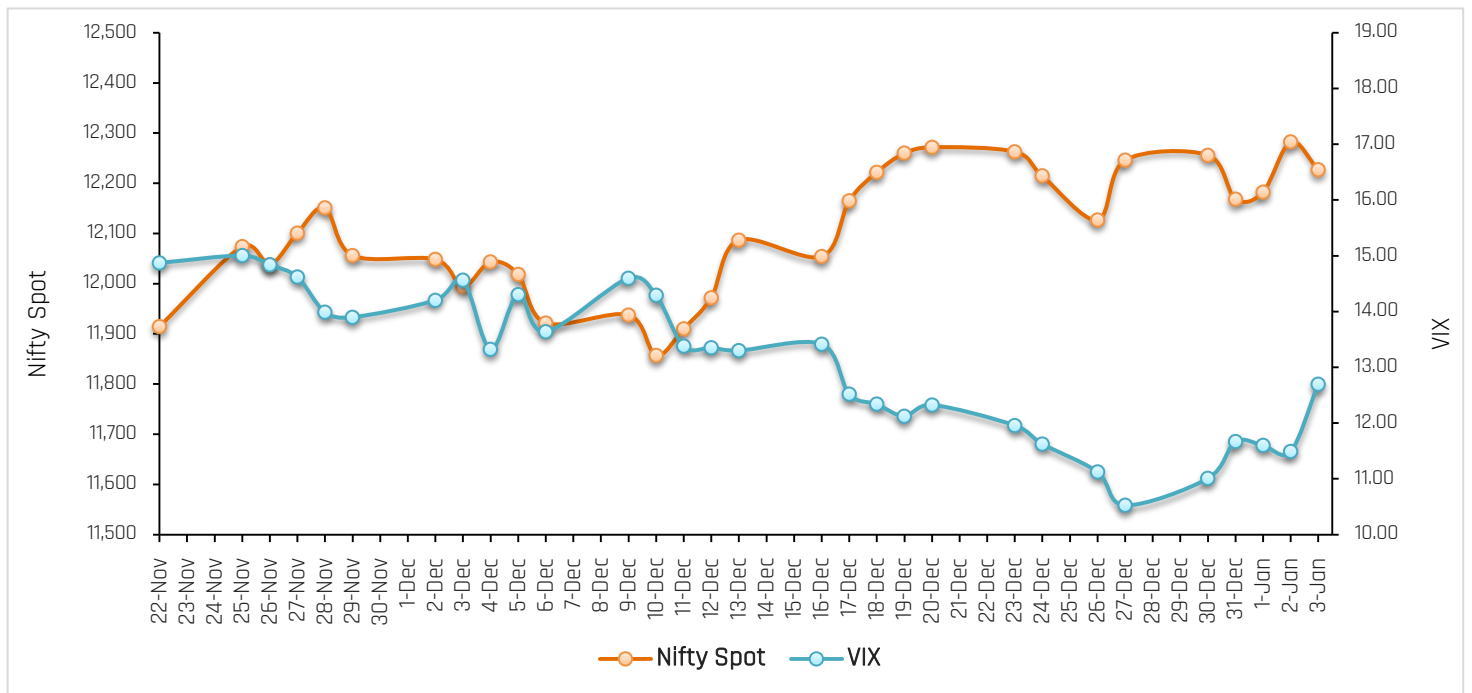
## FII Stats (5 Days Trend)

(Rs. Cr.)	03-Jan	02-Jan	01-Jan	31-Dec	30-Dec
INDEX FUTURES	-846	-235	292	-692	-337
INDEX OPTIONS	1253	4353	263	732	937
STOCK FUTURES	-17	703	-21	-1271	-98
STOCK OPTIONS	43	107	43	58	43

## FII Open Interest Activity (Long & Short Ratio)

Date	Index Fut: Long/Short	Index Option: Long /Short	Index put: long /Short	Stock Fut Long/Short
27-Dec	1.47	3.27	2.23	2.12
30-Dec	1.36	3.11	2.38	2.13
31-Dec	1.21	2.78	2.75	2.07
1-Jan	1.29	2.73	2.83	2.07
2-Jan	1.21	3.52	2.80	2.09
3-Jan	1.05	2.44	2.84	2.07

## NIFTY VS INDIA VIX (Last 30 Days Trend)



**Observation:** Any rise in India Vix this week would lead to either side movement in the index. As per the above chart, India Vix has strong support at around 10.00 and resistance stands at 15.00.

## Weekly Advance Decline Ratio (Nifty Stocks)

Advances	18
Declines	24
Unchanged	08

### ACMIIL Retail Research Products

Informational Products	Recommendation Products
Morning Notes	Momentum calls
Equi-Tea	Smart Delivery trades
Market Watch	Positional technical calls
Investor First	Investment ideas
Preview	Master trades High & Medium Risk
Market Pulse	Techno Funda
RBI Monetary Policy	Equity SIP
Budget Report	Mutual fund model portfolios
Weekly Derivatives Synopsis	Portfolio Doctor
Rollover Snapshot	
Rollover Analysis (Monthly)	

For More Information on Retail Research Products please visit  
<http://www.investmentz.com/research-report/>

### Retail Research Desk:

Akhil Rathi	D: 91 22 2858 3210
Hrshikesh Yedve	D: 91 22 2858 3207
Neeraj Sharma	D: 91 22 2858 3208
Rohan Gawale	D: 91 22 2858 3213
Karan Desai	D: 91 22 2858 3221

Email: [retailresearch@acm.co.in](mailto:retailresearch@acm.co.in)

**Research Analyst Registration Number:**

**INH000002483**

**CIN: U65990MH1993PLC075388**

An ISO 9001:2015 Certified Company

**Follow us on:**



Information pertaining to Asit C. Mehta Investment Intermmediates Limited (ACMIIL):

ACMIIL is a SEBI registered Stock Broker, Merchant Banker and Depository Participant. It is also an AMFI registered Mutual Fund Distributor. It does not have any disciplinary history. Its associate/group companies are Asit C. Mehta Commodity Services Limited, Asit C. Mehta Realty Services Pvt. Ltd, Asit C. Mehta Forex Pvt. Ltd, Nucleus IT Enabled Services, Asit C. Mehta Financial Services Limited (all providing services other than stock broking and Merchant banking).

#### Disclosures

ACMIIL/its associates and its Research analysts have no financial interest in the companies covered on the report. ACMIIL/its associates and Research analysts did not have actual/beneficial ownership of one per cent or more in the companies being covered at the end of month immediately preceding the date of publication of the research report. ACMIIL/its associates or Research analysts have no material conflict of interest, have not received any compensation/benefits for any reason (including investment banking/merchant banking or brokerage services) from either the companies covered neither are/nor were a client during the 12 months preceding the date of the research concerned/third parties with respect to the companies covered in the past 12 months. ACMIIL/its associates and research analysts have neither managed or co-managed any public offering of securities of the companies covered nor engaged in market making activity for the companies being covered. Further, the companies report. Further, the research analyst/s covering the companies covered herein have not served as an officer/director or employee of the companies being covered

#### Disclaimer:

This report is based on information that we consider reliable, but we do not represent that it is accurate or complete and it should not be relied upon such. ACMIIL or any of its affiliates or employees shall not be in any way responsible for any loss or damage that may arise to any person from any inadvertent error in the information contained in the report. To enhance transparency we have incorporated a Disclosure of Interest Statement in this document. This Follow us on: should however not be treated as endorsement of the views expressed in the report.