

Weekly Derivatives Synopsis

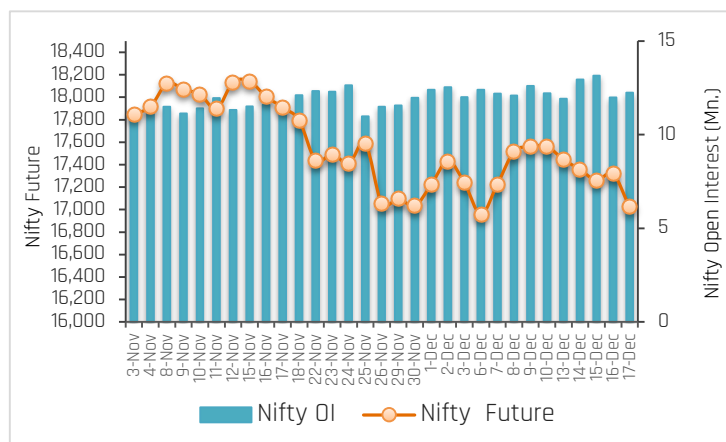
20-Dec-21

PARTICULARS	Last Closing	Previous Week	% Change
NIFTY SPOT	16985	17511	-3.00
NIFTY FUTURES	17024	17559	-3.05
BANKNIFTY SPOT	35619	37106	-4.01
BANKNIFTY FUTURES	35750	37246	-4.02
NIFTY PCR	0.80	1.28	-37.50
NIFTY PCR-VOL	0.90	0.92	-2.17
NIFTY OI(In Mn)	12.24	12.21	0.25
BANKNIFTY OI(In Mn)	2.87	2.41	19.25
INDIA VIX	16.34	16.06	1.74
NIFTY BASIS POINTS	38.30	48.05	-20.29

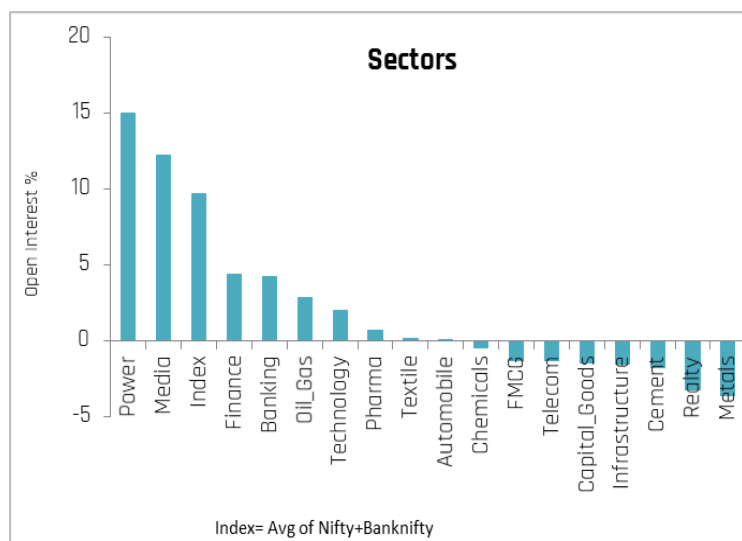
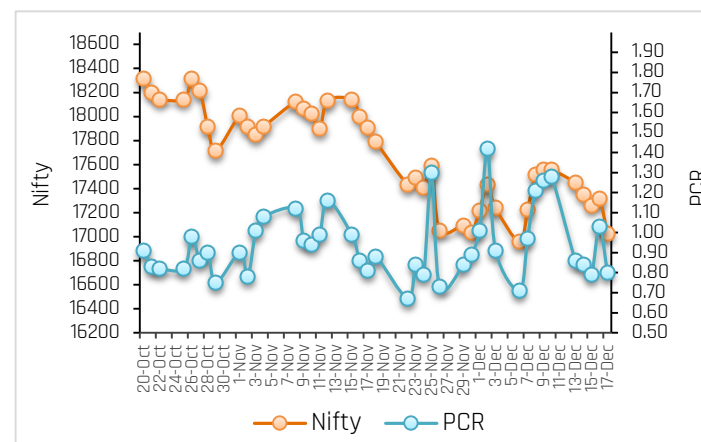
Index Outlook

Last week, domestic market corrected sharply as concerns persisted about the spread of the omicron COVID-19 variant in various countries and the global inflation outlook. Meanwhile, FED indicated that they are going to hike the interest rates 3 times in 2022, which weaken the markets sentiments. Finally, the Nifty Future settled at 17024 down by 3.05% (WoW) with an addition in open interest of 0.25% (WoW) indicating uncertainty for short term. During the week, India VIX up by 1.74% and closed at 16.34%, expecting volatility will remain high due to new Covid variant. Another derivatives indicator, Nifty Put-Call ratio currently stands at 0.80, down 37.50% (WoW). Technically, the index has started the week on a gap-up note and crossed the hurdle of 50 DEMA but failed to sustain above it resulting in selling pressure. On the back of that, the index has filled the bullish gap and witnessed further sell-off. Finally, the index settled the week below the psychological mark of 17000 levels, indicating weakness. For the short term, the index will find support close to 16800 and 16500 levels, whereas on the higher side 17600 will act as stiff resistance for the index. Going forward, new Covid variant cases, progress of the vaccine drive, Rupee movement against the Dollar, bond yields movement, FII's flow, global cues, and crude oil price movement will dictate the trend on the bourses next week.

Nifty OI Trend



Nifty FutVsPcr



Sectoral Activity

- Last week, **Power, Media, Finance** and **Oil&Gas** sectors saw open interest addition. Top names included **IEX, TORNTPOWER, PVR, ZEEL, IBULHSGFIN, NAM-INDIA, GAIL** and **GUJGASLTD**.
- Metals, Realty and Cement** sectors saw open interest unwinding on the back of long unwinding in the stocks.
- In the **Banking** space, **KOTAKBANK, RBLBANK, CUB, BANDHANBNK,** and **HDFCBANK** saw short build up, while long unwinding seen in **ICICIBANK, AUBANK, INDUSINDBK** and **SBIN**.
- This week, some buying can be seen in **PERSISTENT, LTTS, POWERGRID, TECHM,** and **PIDILITIND** while selling pressure can be seen in **TVSMOTOR, PVR, INDUSTOWER** and **ZEEL**.
- From sector space, **Power, Technology, Banking, Finance, Pharma and Telecom** sector stocks are likely to remain in focus in the forthcoming week.

20-Dec-21

Stocks to Watch Out (Weekly)

Long Build-up			
Symbol	Price	OI Change	Price Change
PERSISTENT	4,653.60	43%	7%
LTTS	5,471.00	23%	1%
TECHM	1,647.05	4%	2%

Long Unwinding			
Symbol	Price	OI Change	Price Change
CUMMINSIND	917.40	-17%	-6%
VEDL	333.65	-15%	-2%
MARUTI	7,308.25	-15%	-2%
ULTRACEMCO	7,350.70	-13%	-1%

Short Build-up			
Symbol	Price	OI Change	Price Change
IEX	256.65	46%	-13%
TVSMOTOR	616.90	25%	-10%
KOTAKBANK	1,801.25	23%	-6%
IBULHSGFIN	234.10	23%	-10%

Short covering			
Symbol	Price	OI Change	Price Change
PIDILITIND	2,394.70	-21%	3%
COFORGE	5,397.30	-18%	1%
WIPRO	670.75	-11%	5%
MPHASIS	3,268.95	-8%	4%

Weekly Recommendation

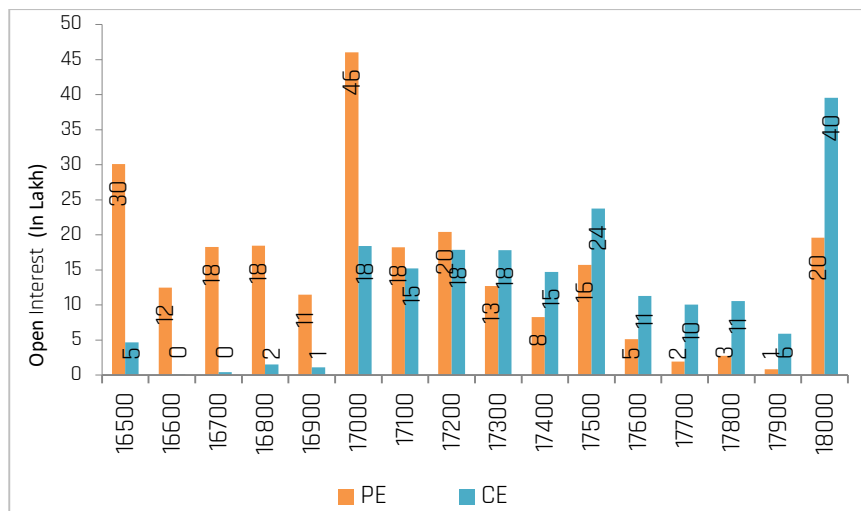
LTTS (5471.00) -The stock has seen open interest addition of 23.23% along with positive price action indicating long buildup. The stock can be bought in the range of 5380-5400 with a stop loss of 5250 on closing basis for a target of 5600-5700.

Target: 5700 Stop Loss: 5250

PVR (1313.15) -The stock has seen open interest addition of 18.00% along with negative price action indicating short buildup. The stock can be sold in the range of 1320-1330 with a stop loss of 1370 on closing basis for a target of 1260-1250.

Target: 1250 Stop Loss: 1370

Nifty Options Snapshot



From the OI Concentration (30-Dec Series), Maximum addition of open interest on the call options front exists at the strike prices of 17500 and 18000 (with nearly 24lacs, and 40lacs shares outstanding respectively). This indicates that 17500 and 18000 levels would act as the resistance zone on the upside. On the Put options front, maximum addition of open interest is at the strike prices of 17000 and 16500 (with nearly 46 lacs, and 30 lacs shares outstanding respectively), indicating that 17000 levels would act as the stronger support zone on the downside.

Weekly Derivatives Synopsis

20-Dec-21

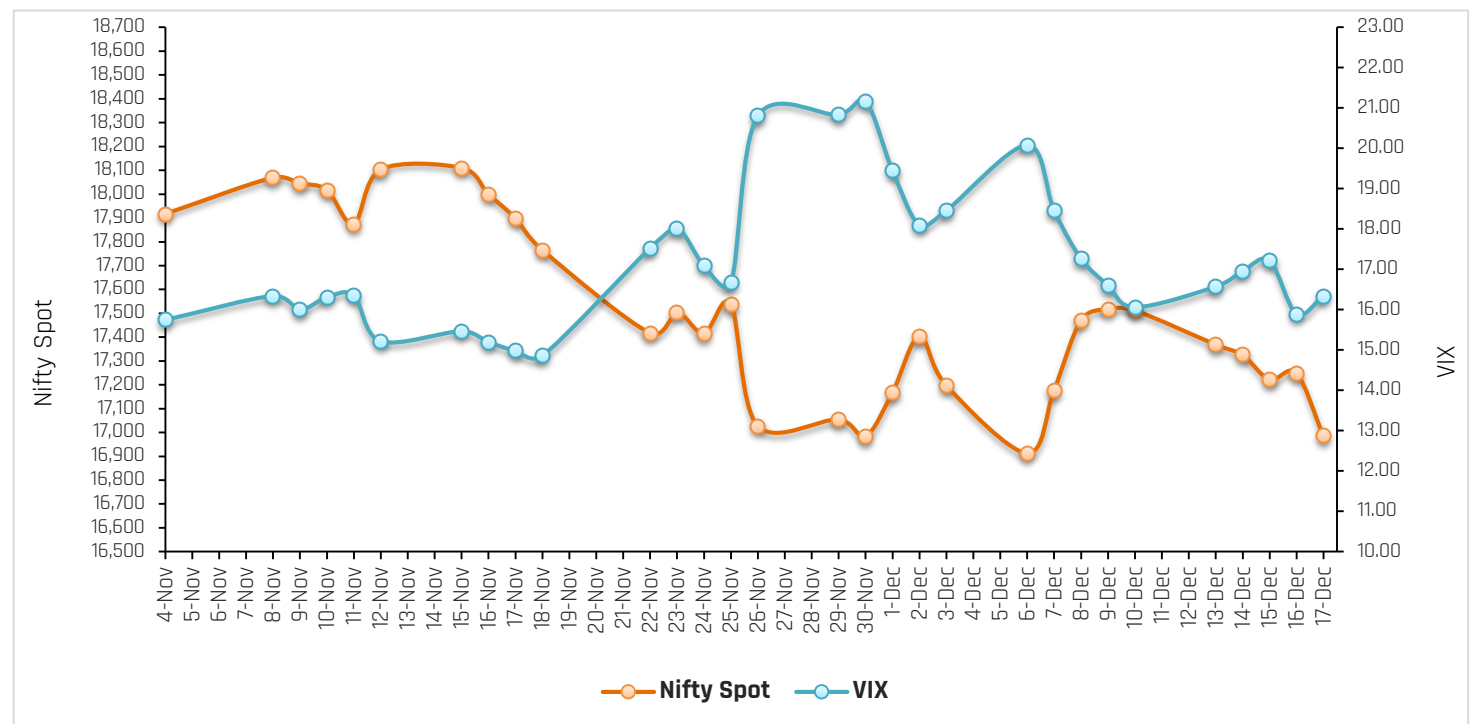
FII Stats (5 Days Trend)

(Rs. Cr.)	17-Dec	16-Dec	15-Dec	14- Dec	13- Dec
INDEX FUTURES	-470.98	828.01	-415.72	-1656.65	-945.98
INDEX OPTIONS	-5264.08	3628.40	7544.93	-3253.93	1495.53
STOCK FUTURES	4.62	-793.43	-1775.49	-2181.6	-2163.22
STOCK OPTIONS	-505.84	-79.27	-27.30	-61.95	-239.31

FII Open Interest Activity (Long & Short Ratio)

Date	Index Fut: Long/Short	Index Option: Long /Short	Index put: long /Short	Stock Fut Long/Short
10-Dec	2.04	1.51	2.00	1.20
13-Dec	1.72	1.31	2.04	1.15
14-Dec	1.33	1.17	1.96	1.12
15-Dec	1.27	1.27	2.09	1.09
16-Dec	1.44	1.45	2.39	1.08
17-Dec	1.34	1.19	1.90	1.08

NIFTY VS INDIA VIX (Last 30 Days Trend)



Observation: Any rise in India Vix this week would lead to either side movement in the Index. As per the above chart, India Vix has strong support at around 14.00 and resistance stands at 21.00.

Weekly Advance Decline Ratio (Nifty Stocks)

Advances	05
Declines	42
Unchanged	03

Weekly Derivatives Synopsis

20-Dec-21

ACMIIL Retail Research Products

Informational Products	Recommendation Products
Morning Notes	Momentum calls
Market Watch	Smart Delivery trades
Investor First	Positional technical calls
Preview	Investment ideas
Market Pulse	Master trades High & Medium Risk
RBI Monetary Policy	Techno Funda
Budget Report	Stock Basket
Weekly Derivatives Synopsis	Mutual fund model portfolios
Rollover Snapshot	Portfolio Doctor
Rollover Analysis (Monthly)	

For More Information on Retail Research Products please visit
<https://www.investmentz.com/research-services>

Asit C. Mehta INVESTMENT INTERMEDIATES LTD.

Retail Research Desk:

Email: retailresearch@acm.co.in

Research Analyst Registration Number:

INH000002483

CIN: U65990MH1993PLC075388

An ISO 9001:2015 Certified Company

Download Investmentz app:



Follow us on:



Information pertaining to Asit C. Mehta Investment Intermediates Limited (ACMIIL):

ACMIIL is a SEBI registered Stock Broker, Merchant Banker, Portfolio Manager and Depository Participant. It is also a AMFI registered Mutual Fund Distributor. It does not have any disciplinary history. Its associate/group companies are Asit C. Mehta Commodity Services Limited, Asit C. Mehta Realty Services Pvt. Ltd, Asit C. Mehta Forex Pvt. Ltd, Nucleus IT Enabled Services, Asit C. Mehta Financial Services Limited (all providing services other than stock broking, merchant banking and portfolio management services.).

Disclosures

ACMIIL/its associates and its Research analysts have no financial interest in the companies covered on the report. ACMIIL/its associates and Research analysts did not have actual/beneficial ownership of one per cent or more in the companies being covered at the end of month immediately preceding the date of publication of the research report. ACMIIL/its associates or Research analysts have no material conflict of interest, have not received any compensation/benefits for any reason (including investment banking/ merchant banking or brokerage services) from either the companies concerned/third parties with respect to the companies covered in the past 12 months. ACMIIL/its associates and research analystshaveneither managed or co-managed any public offering of securities of the companies covered nor engaged in market making activity for the companies being covered. Further, the companies covered neither are/nor were a client during the 12 months preceding the date of the research report. Further, the Research analyst/s covering the companies covered herein have not served as an officer/director or employee of the companies being covered

Disclaimer:

This report is based on information that we consider reliable, but we do not represent that it is accurate or complete and it should not be relied upon such. ACMIIL or any of its affiliates or employees shall not be in any way responsible for any loss or damage that may arise to any person from any inadvertent error in the information contained in the report. To enhance transparency we have incorporated a Disclosure of Interest Statement in this document. This should however not be treated as endorsement of the views expressed in the report.

You are also requested to refer to the disclaimer (which is deemed to be part and parcel and is applicable to this research report as well) : <http://www.investmentz.com/disclaimer>