

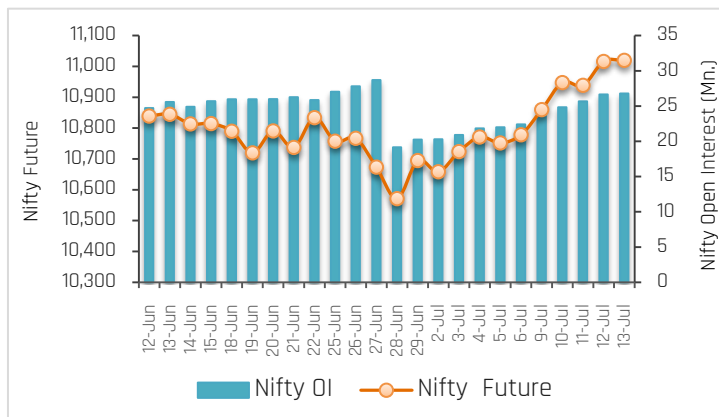
16-07-2018

PARTICULARS	Last Closing	Previous Week	% Change
NIFTY SPOT	11019	10773	2.29
NIFTY FUTURES	11020	10778	2.24
BANKNIFTY SPOT	26936	26494	1.67
BANKNIFTY FUTURES	26963	26500	1.75
NIFTY PCR	1.79	1.51	18.54
NIFTY PCR-VOL	1.05	0.95	10.53
NIFTY OI(In Mn)	26.8	22.4	19.64
BANKNIFTY OI(In Mn)	2.41	2.16	11.57
INDIA VIX	12.3	12.44	-1.13
NIFTY HV	11.32	11.41	-0.79
Nifty Basis Points	1.1	5.75	-80.87

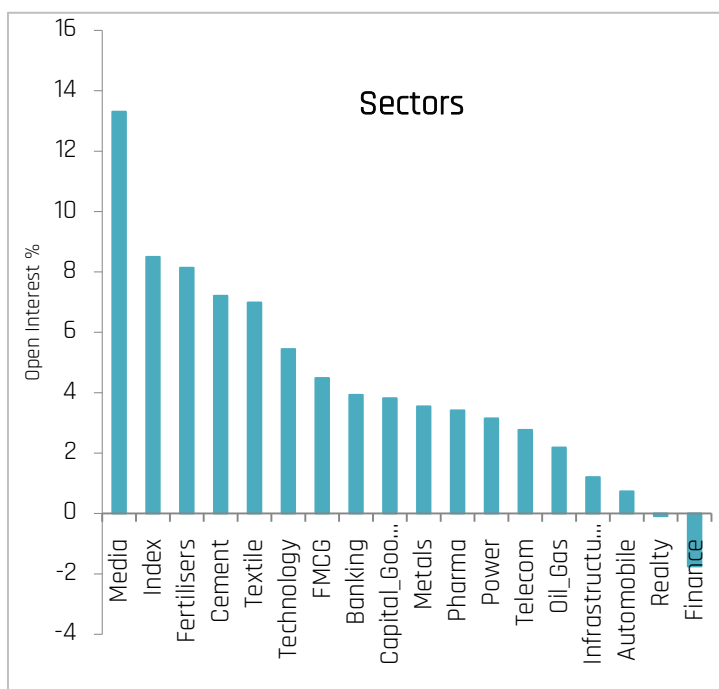
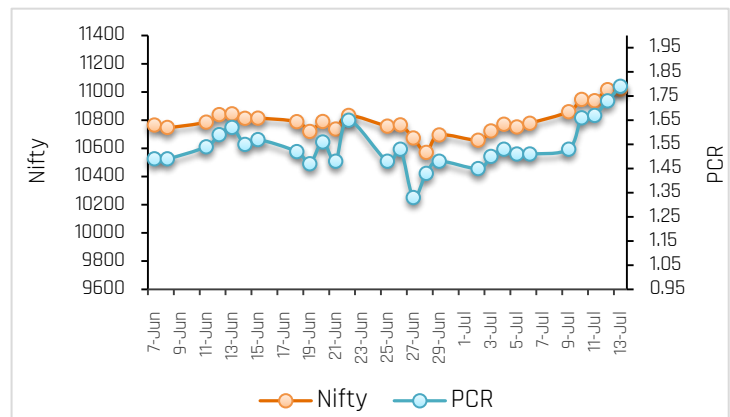
Index Outlook

Derivatives: The domestic market saw a strong uptrend last week despite the escalating trade war between China and the US. Gains in blue-chips such as Reliance Industries, Infosys, and Hindustan Unilever catapulted indices higher. The index managed to close above the psychological hurdle of 11000 on weekly basis. Finally, Nifty Futures closed at 11020, up 2.24% (WoW) with addition in OI of 19.64% (WoW) indicating positive bias. Nifty VIX for the week closed on a flat note at 12.3, down 1.13% (WoW). On the options front, Nifty Put call ratio currently stands at 1.79, up 18.54% (WoW), which is third highest and closed to Jan-2018 PCR (1.81-1.89). Technically, the index has broken the consolidation of 10700 to 10900 band resulting in a breakout for 11100-11200. On the daily scale, the index has formed a **shooting star candlestick** pattern, which indicates short-term profit booking below 11000. Thus, 10920 and 10800 will act as support whereas 11100 will act as resistance. Going forward, progress of monsoon, trend in global markets, Q1FY19 earnings, the movement of Rupee against the Dollar, and crude oil price movement will dictate the trend on the bourses in the near term.

Nifty OI Trend



Nifty Fut. Vs. Pcr.



Sectoral Activity

- Last week, **Media, Fertilisers, Cement, Textile, and Technology** stocks saw Open Interest addition. Top names included **PVR, ZEEL, UPL, AMBUJACEM, GRASIM, SRF, ARVIND, TATAELXI, and KPIT.**
- Finance** stocks saw Open Interest unwinding on the back of short covering, especially in **SRTRANSFIN, MFSL, REPCOHOME, and MANAPPURAM.**
- In the **Banking** space, **DCBBANK, RBLBANK, KOTAKBANK, and HDFCBANK** saw long build up, while **ANDHRABANK, CANBK, FEDERALBNK, INDUSINDBK, ORIENTBANK SYNDIBANK, UNIONBANK, and BANKINDIA** saw short build up.
- This week, some buying can be seen in **ADANIPTS, EXIDEIND, RBLBANK, KOTAKBANK, and TORNTPHARM** while selling pressure can be seen in **ICICIBANK, UPL, and PCJEWELLER.**
- From the sector space, **Banking, Finance, Media, Fertilisers, Pharma, and FMCG** stocks are likely to remain in focus in the forthcoming week.

16-07-2018

Stocks to Watch Out (Weekly)

Long Build-up			
Symbol	Price	OI Change	Price Change
ADANIENT	132.05	106%	19%
ADANIPOWER	19.90	34%	19%
TATAELXSI	1,423.30	20%	5%
DCBBANK	180.00	17%	6%

Long Unwinding			
Symbol	Price	OI Change	Price Change
BALKRISIND	1,182.70	-11%	-2%
INDIANB	335.25	-7%	-2%
MUTHOOTFIN	392.90	-6%	-3%
PETRONET	212.75	-4%	-2%

Short Build-up			
Symbol	Price	OI Change	Price Change
PVR	1,216.00	49%	-12%
ZEEL	511.05	31%	-6%
UPL	565.95	28%	-9%
STAR	373.10	24%	-8%

Short covering			
Symbol	Price	OI Change	Price Change
IDBI	57.50	-19%	19%
SRTRANSFIN	1,248.00	-18%	12%
MFSL	444.80	-16%	6%
HCLTECH	985.40	-13%	4%

Weekly Recommendation

ESCORTS (909.85) - The stock has seen Open Interest unwinding of 10% along with positive price action indicating short covering. The stock can be bought in the range of 800-804 with a stop loss of 788 on closing basis for a target of 820-830.

Target: 830 Stop Loss: 788

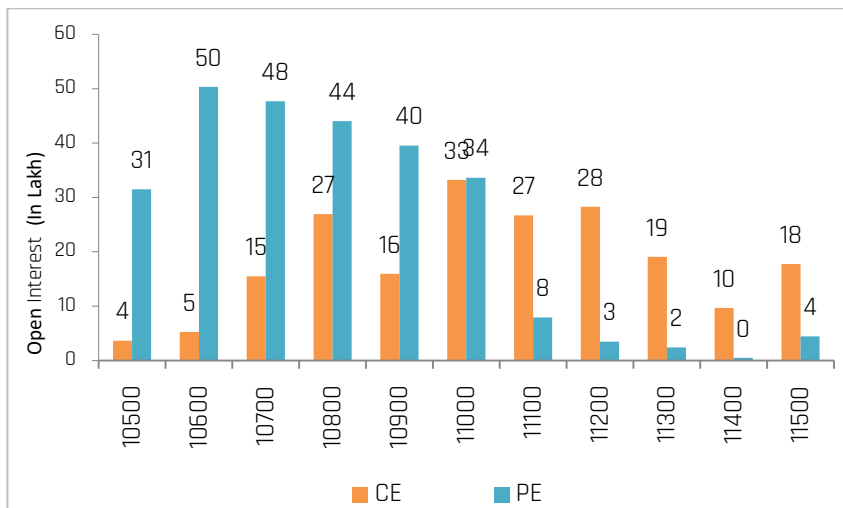
APOLLOTYRE (265.2) - The stock has seen Open Interest unwinding of 15% along with positive price action indicating short covering. The stock can be bought in the range of 260-262 with a stop loss of 257 on closing basis for a target of 270-272.

Target: 272 Stop Loss: 257

KPIT (299.15) - The stock has seen Open Interest addition of 15.95% along with positive price action indicating long build up. The stock can be bought in the range of 292-295 with a stop loss of 288 on closing basis for a target of 305-310.

Target: 310 Stop Loss: 288

Nifty Options Snapshot



From the OI Concentration (July Series), maximum addition of Open Interest on the call options front exists at the strike prices of 11000 and 11200 (with nearly 33.23 lacs and 28.27 lacs shares outstanding respectively). This indicates these levels would act as the resistance zone on the upside. On the Put options front, maximum addition of Open Interest is at the strike prices of 10700 and 10600 (with nearly 47.69 lacs and 50.33 lacs shares outstanding respectively), indicating a stronger support zone on the downside.

Weekly Derivatives Synopsis

16-07-2018

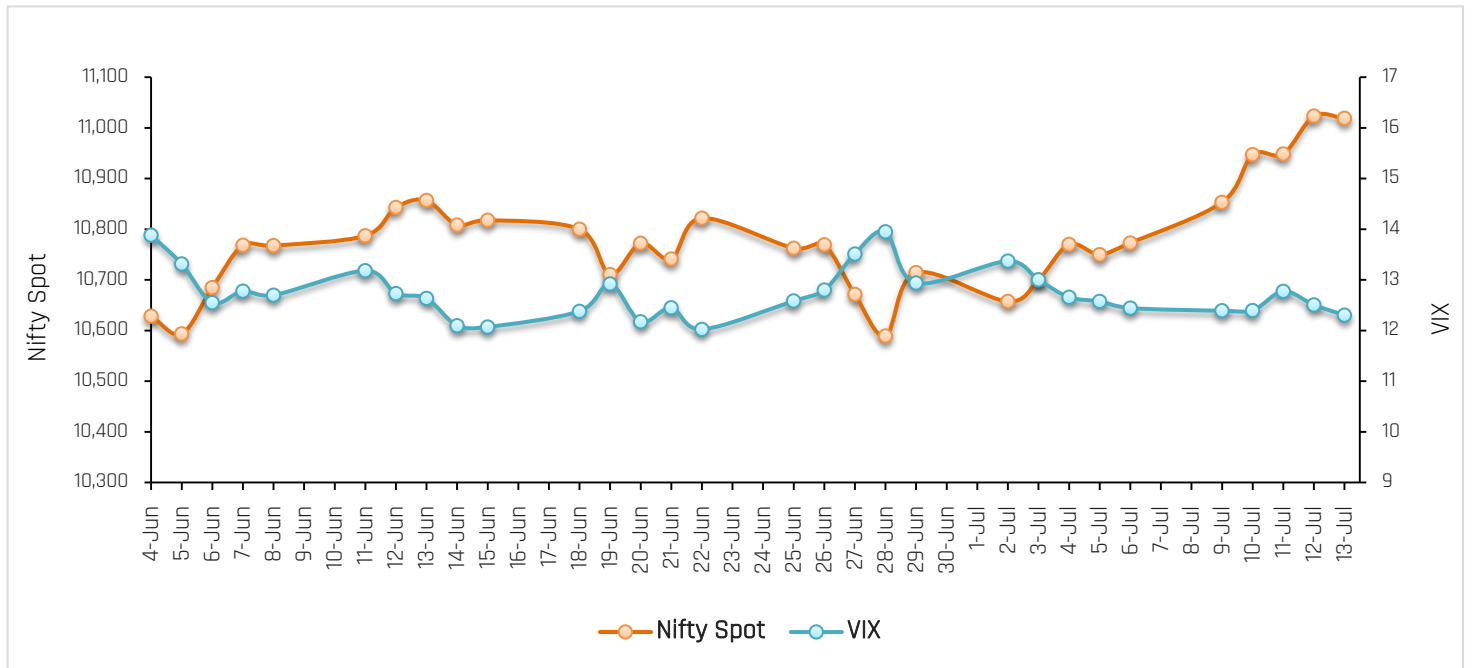
FII Stats (5 Days Trend)

(Rs. Cr.)	13-Jul	12-Jul	11-Jul	10-Jul	09-Jul
INDEX FUTURES	1459	582	708	1771	870
INDEX OPTIONS	-1194	3152	-629	-587	1007
STOCK FUTURES	517	1165	766	295	-91
STOCK OPTIONS	-111	-52	-67	-73	50

FII Open Interest Activity (Long& Short Ratio)

Date	Index Fut: Long/Short	Index Option: Long /Short	Index put: long /Short	Stock Fut Long/Short
6-Jul	0.69	2.10	3.07	1.38
9-Jul	0.77	2.25	2.90	1.38
10-Jul	0.91	2.25	2.83	1.38
11-Jul	0.97	2.14	2.57	1.40
12-Jul	1.02	2.09	2.50	1.43
13-Jul	1.14	1.87	2.40	1.44

NIFTY VS INDIA VIX (Last 30 Days Trend)



Observation: Any rise in India Vix this week would lead to either side movement in the index. As per the above chart, India Vix has strong support at around 12.00 and resistance stands at 15.00.

Weekly Advance Decline Ratio (Nifty Stocks)

Advances	26
Declines	17
Unchanged	07

ACMIIL Retail Research Products

Informational Products	Recommendation Products
Morning Notes	Momentum calls
Equi-Tea	Smart Delivery trades
Market Watch	Positional technical calls
Investor First	Investment ideas
Preview	Master trades High & Medium Risk
Market Pulse	Techno Funda
RBI Monetary Policy	Equity SIP
Budget Report	Mutual fund model portfolios
Weekly Derivatives Synopsis	Portfolio Doctor
Rollover Snapshot	
Rollover Analysis (Monthly)	

For More Information on Retail Research Products please visit
<http://www.investmentz.com/research-report/>

Asit C. Mehta

INVESTMENT INTERMEDIATES LTD.

Retail Research Desk:

Akhil Rathi	D: 91 22 2858 3210
Hrshikesh Yedve	D: 91 22 2858 3207
Neeraj Sharma	D: 91 22 2858 3208
Rohan Gawale	D: 91 22 2858 3213
Vrinda Aditya	D: 91 22 2858 3209
Dhiral Shah	D: 91 22 2858 3211

Email: retailresearch@acm.co.in

Research Analyst Registration Number:

INH000002483

CIN: U65990MH1993PLC075388

An ISO 9001:2008
Certified Company

Follow us on:



Information pertaining to Asit C. Mehta Investment Intermediates Limited (ACMIIL):
ACMIIL is a SEBI registered Stock Broker, Merchant Banker and Depository Participant. It is also an AMFI registered Mutual Fund Distributor. It does not have any disciplinary history. Its associate/group companies are Asit C. Mehta Commodity Services Limited, Asit C. Mehta Realty Services Pvt. Ltd, Asit C. Mehta Forex Pvt. Ltd, Nucleus IT Enabled Services, Asit C. Mehta Financial Services Limited (all providing services other than stock broking and Merchant banking).

Disclosures

ACMIIL/its associates and its Research analysts have no financial interest in the companies covered on the report. ACMIIL/its associates and Research analysts did not have actual/beneficial ownership of one per cent or more in the companies being covered at the end of month immediately preceding the date of publication of the research report. ACMIIL/its associates or Research analysts have no material conflict of interest, have not received any compensation/benefits for any reason (including investment banking/merchant banking or brokerage services) from either the companies covered neither are/nor were a client during the 12 months preceding the date of the research concerned/third parties with respect to the companies covered in the past 12 months. ACMIIL/its

associates and research analysts have neither managed or co-managed any public offering of securities of the companies covered nor engaged in market making activity for the companies being covered. Further, the companies report. Further, the research analyst/s covering the companies covered herein have not served as an officer/director or employee of the companies being covered

Disclaimer:

This report is based on information that we consider reliable, but we do not represent that it is accurate or complete and it should not be relied upon such. ACMIIL or any of its affiliates or employees shall not be in any way responsible for any loss or damage that may arise to any person from any inadvertent error in the information contained in the report. To enhance transparency we have incorporated a Disclosure of Interest Statement in this document. This Follow us on: should however not be treated as endorsement of the views expressed in the report.