

Asit C. Mehta Investment Interrmediates Ltd is proud to announce its '**Mutual Fund Model Portfolio**' through a detailed report.

Mutual Funds are the best investment vehicle to achieve your **long-term goals** like **children's education, your retirement etc.**

Before you invest your hard-earned money, you must **do your "Risk Profiling"** on the financial planning section on www.investmentz.com

This is to ensure that you invest in a model portfolio, which is **suitable and which matches your risk profile only**. The result of this risk profiling exercise is that you will know which exact model portfolio to invest in, since we have created **3 different models (Aggressive, Moderate and Conservative)**

Further, please note that we are **recommending SIP investments with a minimum 5 to 10 year time frame (so that you will be able to meet your long-term goals)**

For SIP investments we have given customized portfolios for monthly investment from Rs 2,500 to Rs 25,000

We are **recommending lump-sum investments with a minimum 5 year time frame** for the same reason. For lump-sum investments we have given customized portfolios in each of the 3 models. Each model has a list of 5 schemes. You may choose as per your preference.

The method to recommend these schemes is statistically robust and **free from any bias towards any particular brand name or scheme size**. This ensures that **you get to invest in the very best purely on the basis of performance**.

The scheme NAVs as on April 24th, 2017 have been used to generate the SIP and the lump-sum model portfolio report

We are delighted to present this report to all our valued business associates and customers.

Our next edition is scheduled for July 2017.

Looking forward to your feedback on investmentz@acm.co.in

HAPPY INVESTING!!!

Moderate (Balanced) - SIP Model Portfolio


April to June - (Rs per month)

2500	5000	10000	25000
Tata Balanced Fund(G)	Tata Balanced Fund(G) HDFC Balanced Fund(G)	Tata Balanced Fund(G) HDFC Balanced Fund(G) ICICI Pru Balanced Fund(G)	Tata Balanced Fund(G) HDFC Balanced Fund(G) ICICI Pru Balanced Fund(G) Franklin India Balanced Fund(G)

Legal Disclaimer :

Mutual Fund returns are market linked and are not guaranteed.

Powered by ACE. Based on scheme NAVs of April 24, 2017 for Regular plan - growth option. Returns above 1 year are on XIRR basis.



Moderate (Balanced) - SIP Model Portfolio

April to June 2017 - Monthly SIP investment Rs 10,000

Scheme Details			Corpus AUM	Expense Ratio	SIP											
					1 Year		3 Year		5 Year		7 Year		10 Year		15 Year	
Scheme Name	Inception Date	"Fund Manager 1"	March-17 (Cr.)	Ratio	Present value(Rs)	XIRR (%)	Present value(Rs)	XIRR (%)	Present value(Rs)	XIRR (%)	Present value(Rs)	XIRR (%)	Present value (Rs)	XIRR (%)	Present value (Rs)	XIRR (%)
Tata Balanced Fund(G)	08/Oct/1995	Gopal Agrawal	6395.98	2.06	119175.58	-1.49	491101.87	22.40	969199.72	19.84	1620396.05	18.82	2817206.23	16.50	9091394.97	19.59
HDFC Balanced Fund(G)	11/Sep/2000	Chirag Setalvad	10185.98	1.95	119696.08	-0.55	488297.72	21.96	944935.56	18.77	1625073.55	18.90	2866396.87	16.82	8016258.45	18.15
ICICI Pru Balanced Fund(G)	03/Nov/1999	Sankaran Naren	9146.74	2.09	119610.09	-0.70	472575.99	19.50	937149.21	18.42	1562840.21	17.78	2541381.60	14.56	7252705.06	17.00
Franklin India Balanced Fund(G)	10/Dec/1999	Lakshmikanth Reddy	1907.69	2.43	120249.17	0.45	482912.69	21.12	928719.28	18.04	1486401.58	16.35	2477741.83	14.08	7308684.99	17.09
DSPBR Balanced Fund-Reg(G)	27/May/1999	Atul Bhole	3541.66	2.33	120744.76	1.35	473449.76	19.63	875599.89	15.57	1392495.49	14.48	2386352.54	13.37	7548796.19	17.46

Legal Disclaimer :

Mutual Fund returns are market linked and are not guaranteed.

Powered by ACE. Based on scheme NAVs of April 24, 2017 for Regular plan - growth option. Returns above 1 year are on XIRR basis.



Moderate (Multicap) - SIP Model Portfolio

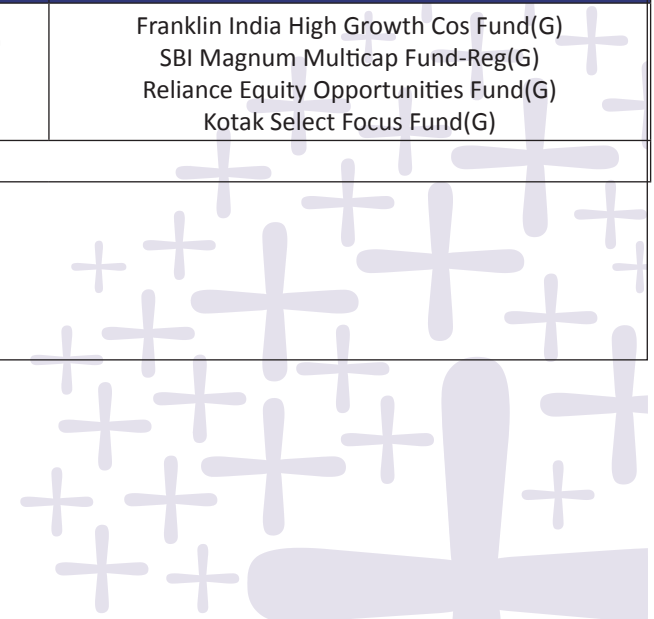
April to June 2017 - (Rs per month)

2500	5000	10000	25000
Franklin India High Growth Cos Fund(G)	Franklin India High Growth Cos Fund(G) SBI Magnum Multicap Fund-Reg(G)	Franklin India High Growth Cos Fund(G) SBI Magnum Multicap Fund-Reg(G) Reliance Equity Opportunities Fund(G)	Franklin India High Growth Cos Fund(G) SBI Magnum Multicap Fund-Reg(G) Reliance Equity Opportunities Fund(G) Kotak Select Focus Fund(G)

Legal Disclaimer :

Mutual Fund returns are market linked and are not guaranteed.

Powered by ACE. Based on scheme NAVs of April- 24, 2017 for Regular plan - growth option. Returns above 1 year are on XIRR basis.



Moderate (Multicap) - SIP Model Portfolio

April to June 2017 - Monthly SIP investment Rs 10,000

Scheme Details			Corpus AUM	Expense Ratio	SIP													
Scheme Name	Inception Date	"Fund Manager 1"			1 Year		3 Year		5 Year		7 Year		10 Year		15 Year		20 Year	
			March-17 (Cr.)	Ratio	Present value(Rs)	XIRR (%)	Present value(Rs)	XIRR (%)	Present value(Rs)	XIRR (%)	Present value(Rs)	XIRR (%)	Present value (Rs)	XIRR (%)	Present value (Rs)	XIRR (%)	Present value(Rs)	XIRR(%)
Franklin India High Growth Cos Fund(G)	26/Jul/2007	Anand Radhakrishnan	6027.28	2.34	119442.47	-1.01	552782.37	31.57	1130993.64	26.42	1908368.50	23.51						
SBI Magnum Multicap Fund-Reg(G)	16/Sep/2005	Anup Upadhyay	1954.63	2.13	120968.22	1.76	510755.63	25.40	983909.42	20.48	1531965.92	17.21	2319651.31	12.83				
Reliance Equity Opportunities Fund(G)	28/ Mar/2005	Sailesh Raj Bhan	9899.51	1.98	117138.23	-5.13	493655.13	22.79	982819.77	20.43	1777056.37	21.46	3095638.92	18.27				
Kotak Select Focus Fund(G)	11/Sep/2009	Harsha Upadhyaya	9322.77	1.98	118449.65	-2.79	499197.05	23.64	980714.86	20.34								
ICICI Pru Multicap Fund(G)	01/Oct/1994	George Heber Joseph	2501.22	2.31	120544.79	0.99	490631.81	22.33	946082.29	18.82	1540018.55	17.36	2482786.61	14.12	9722677.73	20.35	23259349.00	19.61

Legal Disclaimer :

Mutual Fund returns are market linked and are not guaranteed.

Powered by ACE. Based on scheme NAVs of April- 24, 2017 for Regular plan - growth option. Returns above 1 year are on XIRR basis.




Moderate (Balanced) - LUMPSUM Model Portfolio

April to June 2017 - (Rs per month)

SBI Magnum Balanced Fund-Reg(G)	ICICI Pru Balanced Fund(G)	HDFC Balanced Fund(G)	L&T India Prudence Fund-Reg(G)	Birla SL Balanced '95 Fund(G)
---------------------------------	----------------------------	-----------------------	--------------------------------	-------------------------------

(Based on 5 years sharpe ratio in growth option)



Moderate (Balanced) - LUMPSUM Model Portfolio

April to June 2017 -Rs 10,000 p.m.

Scheme Name	Scheme Details			Corpus	Expense Ratio	3 year Ratio	5 year Ratio	Risk Return						
				AUM				Absolute Returns (%)		CAGR p.a.)				
				Nov-2016 (Cr.)				Ratio	Sharpe	Sharpe	6 Months	1 Year	3 Years	5 Years
ICICI Pru Balanced Fund(G)	114.28	03/Nov/1999	Sankaran Naren	9146.74	2.09	0.09	0.09	8.21	25.27	19.69	18.64	15.43	12.78	14.98
HDFC Balanced Fund(G)	133.15	11/Sep/2000	Chirag Setalvad	10185.98	1.98	0.10	0.09	6.77	22.32	20.18	17.79	15.44	15.93	16.83
Tata Balanced Fund(G)	195.79	08/Oct/1995	Gopal Agrawal	6396.00	2.06	0.09	0.08	4.30	17.59	19.69	17.99	14.12	14.22	16.45
Birla SL Balanced '95 Fund(G)	691.23	10/Feb/1995	Mahesh Patil	7419.15	2.29	0.09	0.08	6.07	22.36	19.99	17.77	13.50	14.55	20.99
DSPBR Balanced Fund-Reg(G)	134.29	27/May/1999	Atul Bhole	3541.70	2.33	0.09	0.07	3.89	23.45	20.47	15.39	11.84	13.09	15.59
Benchmark														
CRISIL Balanced Fund - Aggressive Index								5.34	14.53	11.09	11.29	8.54	9.29	

Legal Disclaimer :

Mutual Fund returns are market linked and are not guaranteed.


Powered by ACE. Based on scheme NAVs of April-24, 2017 for Regular plan - growth option. Returns above 1 year are on CAGR basis.



Moderate (Multicap) - LUMPSUM Model Portfolio

April to June 2017- (Rs per month)

Franklin India High Growth Cos Fund(G)	Kotak Select Focus Fund(G)	ICICI Pru Multicap Fund(G)	SBI Magnum Multicap Fund-Reg(G)	DSPBR Opportunities Fund-Reg(G)
(Based on 5 years sharpe ratio in growth option)				



Moderate (Multicap) - LUMPSUM Model Portfolio

April to June 2017 - Monthly SIP investment Rs 10,000

Scheme Name	Scheme Details			Corpus	Expense Ratio	3 year Ratio	5 year Ratio	Risk Return						
				AUM				Absolute Returns (%)		CAGR p.a.)				
	NAV	Inception Date	"Fund Manager 1"	March-17 (Cr.)	Ratio	Sharpe	Sharpe	6 Months	1 Year	3 Years	5 Years	7 Years	10 Years	Since Inception
Franklin India High Growth Cos Fund(G)	35.05	26/Jul/2007	Anand Radhakrishnan	6027.28	2.34	0.09	0.09	8.78	24.48	26.05	23.30	16.10		13.75
Kotak Select Focus Fund(G)	29.19	11/Sep/2009	Harsha Upadhyaya	9322.77	1.98	0.09	0.08	8.42	27.92	24.24	20.93	15.35		15.13
ICICI Pru Multicap Fund(G)	254.93	01/Oct/1994	George Heber Joseph	2501.22	2.31	0.08	0.07	6.79	29.27	22.11	19.32	13.47	12.08	15.43
SBI Magnum Multicap Fund-Reg(G)	40.79	16/Sep/2005	Anup Upadhyay	1954.63	2.13	0.09	0.07	6.66	22.02	24.50	19.86	12.60	10.43	12.89
DSPBR Opportunities Fund-Reg(G)	191.63	16/May/2000	Rohit Singhanian	2073.09	1.99	0.08	0.07	7.13	28.26	23.20	19.68	13.86	13.47	19.05
Benchmark														
NIFTY 50								6.61	16.56	10.50	11.93	8.04	8.85	
S&P BSE SENSEX								6.46	14.96	9.17	11.49	7.44	8.20	

Legal Disclaimer :

Mutual Fund returns are market linked and are not guaranteed.

Powered by ACE. Based on scheme NAVs of April 24, 2017 for Regular plan - growth option. Returns above 1 year are on CAGR basis.

