

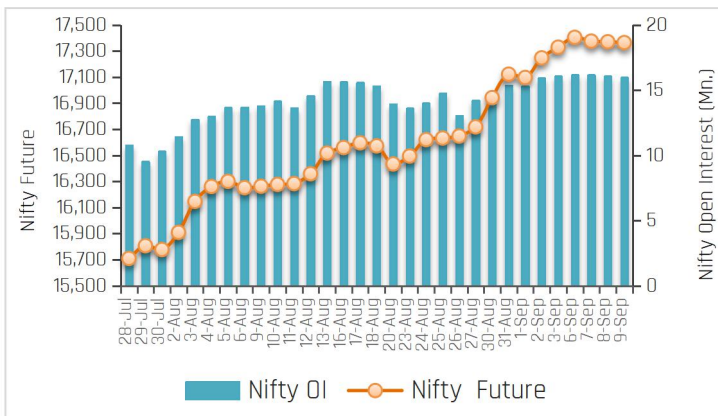
## 13 September 2021

PARTICULARS	Last Closing	Previous Week	% Change
<b>NIFTY SPOT</b>	17369	17324	0.26
<b>NIFTY FUTURES</b>	17364	17329	0.20
<b>BANKNIFTY SPOT</b>	36683	36761	-0.21
<b>BANKNIFTY FUTURES</b>	36773	36900	-0.34
<b>NIFTY PCR</b>	1.45	1.35	7.41
<b>NIFTY PCR-VOL</b>	0.96	0.86	11.63
<b>NIFTY OI(In Mn)</b>	15.97	16.06	-0.56
<b>BANKNIFTY OI(In Mn)</b>	1.91	2.05	-6.83
<b>INDIA VIX</b>	13.94	14.54	-4.13
<b>NIFTY BASIS POINTS</b>	-4.95	5.75	-186.09

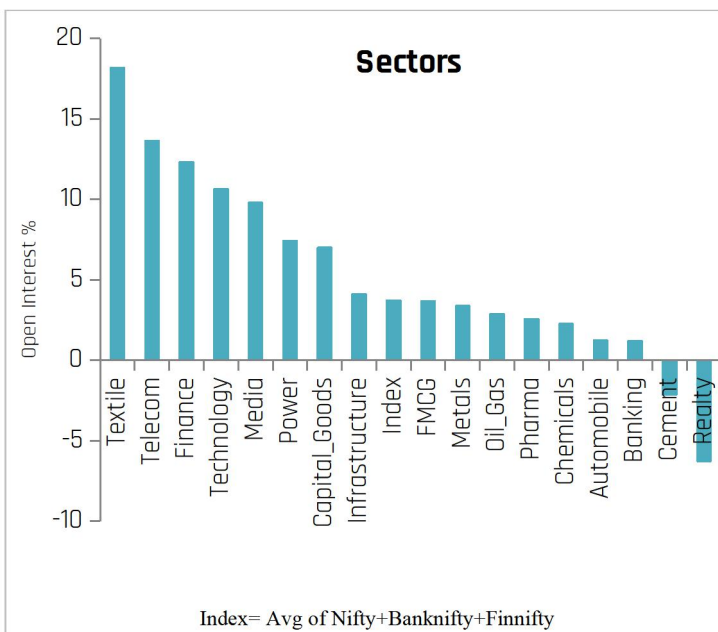
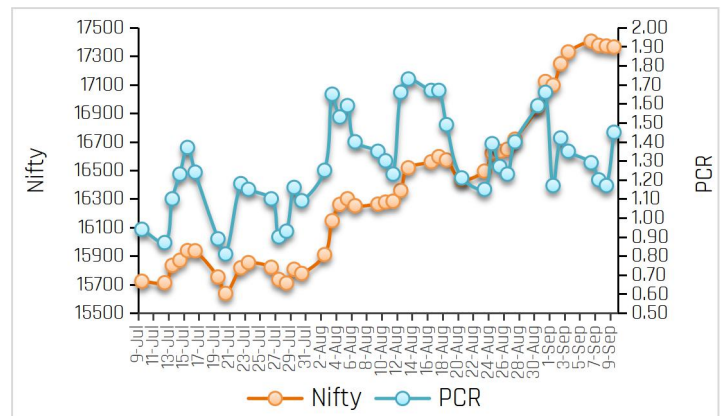
## Index Outlook

During the shortened trading week, the domestic benchmark index Nifty hit record highs and closed with modest gains. Finally, the Nifty Future settled on flat to positive note at 17364 up by 0.20% (WoW) with an unwinding in open interest of 0.56% (WoW) indicating neutral bias for the short term. During the week, India VIX cooled off by 4.13% and closed at 13.94%. Lower volatility indicates an overall bullish market bias, but a small bounce in VIX can offer some volatile cues to the market. Another derivatives indicator, Nifty Put-Call ratio currently stands at 1.45, up 7.41% (WoW). Technically, the index on the weekly scale has witnessed consolidation in a narrow band and formed a doji candle close to an all-time high indicating uncertainty. A weekly close below 17250 could lead to profit booking in the index. On the downside, 21 DEMA is placed close to 16895. Thus, 16900 will act as short-term support for the index. On the higher side, 17500 will act as a strong hurdle for the index. Going forward, a new variant of Covid-19 cases, progress of the vaccine drive, progress of monsoon, domestic economic data, Rupee movement against the Dollar, bond yields movement, Fii's flow, global cues, and crude oil price movement will dictate the trend on the bourses next week.

## Nifty OI Trend



## Nifty Fut Vs Pcr



## Sectoral Activity

- Last week, **Textile, Telecom, Finance, Technology** and **Media** sectors saw Open Interest addition. Top names included **TRENT, SRF, IDEA, CANFINHOME, SBILIFE, OFSS, MPHASIS, PVR** and **ZEEL**.
- Realty and Cement** sector saw Open Interest unwinding on the back of short covering in the cement stocks and profit booking in realty stocks.
- In the **Banking** space, **INDUSINDBK, CANBK,** and **PNB** saw short build up, while long build-up seen in **KOTAKBANK,** and **IDFCFIRSTB.**
- This week, some buying can be seen in **KOTAKBANK, HDFCAMC, MPHASIS, SYNGENE, OFSS, VOLTAS** and **UBL** while selling pressure can be seen in **HINDPETRO** and **CANBK.**
- From sector space, **Textile, Finance, Banking, Technology, Automobile, Power** and **Cement** stocks are likely to remain in focus in the forthcoming week.

13 September 2021

## Stocks to Watch Out (Weekly)

Long Build-up			
Symbol	Price	OI Change	Price Change
CANFINHOME	626.90	123%	7%
INDIAMART	8,911.55	81%	9%
IDEA	8.45	43%	16%
POLYCAB	2,392.20	39%	7%

Long Unwinding			
Symbol	Price	OI Change	Price Change
SUNPHARMA	776.60	-13%	-2%
IBULHSGFIN	227.50	-8%	-2%
STAR	598.40	-7%	-3%
BHARATFORG	774.10	-6%	-3%

Short Build-up			
Symbol	Price	OI Change	Price Change
SBILIFE	1,172.20	58%	-6%
GUJGASLTD	682.30	33%	-3%
APOLLOHOSP	4,737.05	20%	-6%
NAVINFLUOR	3,969.60	15%	-3%

Short covering			
Symbol	Price	OI Change	Price Change
UBL	1,604.85	-17%	2%
VOLTAS	1,215.70	-8%	11%
LUPIN	982.25	-6%	1%
M&MFIN	168.00	-5%	1%

## Weekly Recommendation

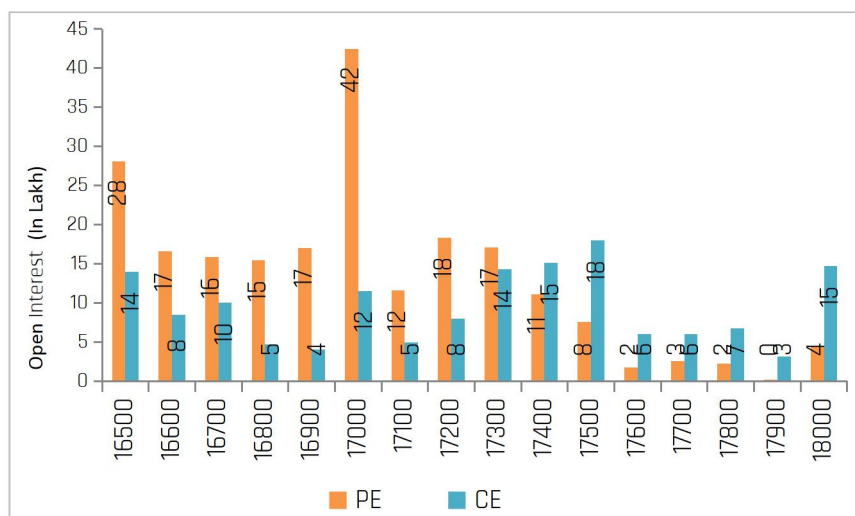
**KOTAKBANK (1818.60)** - The stock has seen open Interest addition of 7.79% along with positive price action indicating long build-up. The stock can be bought in the range of 1803-1806 with a stop loss of 1770 on closing basis for a target of 1850-1870.

**Target: 1870 Stop Loss: 1770**

**HDFCAMC (3257.60)** - The stock has seen open Interest addition of 28.64% along with positive price action indicating long build-up. The stock can be bought in the range of 3220-3230 with a stop loss of 3160 on closing basis for a target of 3300-3350.

**Target: 3350 Stop Loss: 3160**

## Nifty Options Snapshot



From the OI Concentration (30-Sep Series), Maximum addition of open interest on the call options front exists at the strike prices of 17400, 17500 and 18000 (with nearly 15.11 lacs, 17.99 lacs and 14.69 lacs shares outstanding respectively). This indicates that 17500 level would act as the resistance zone on the upside. On the Put options front, maximum addition of open interest is at the strike prices of 17000, and 16500 (with nearly 42.42 lacs, and 28.05 lacs shares outstanding respectively), indicating that these levels would act as the stronger support zone on the downside.

# Weekly Derivatives Synopsis

13 September 2021

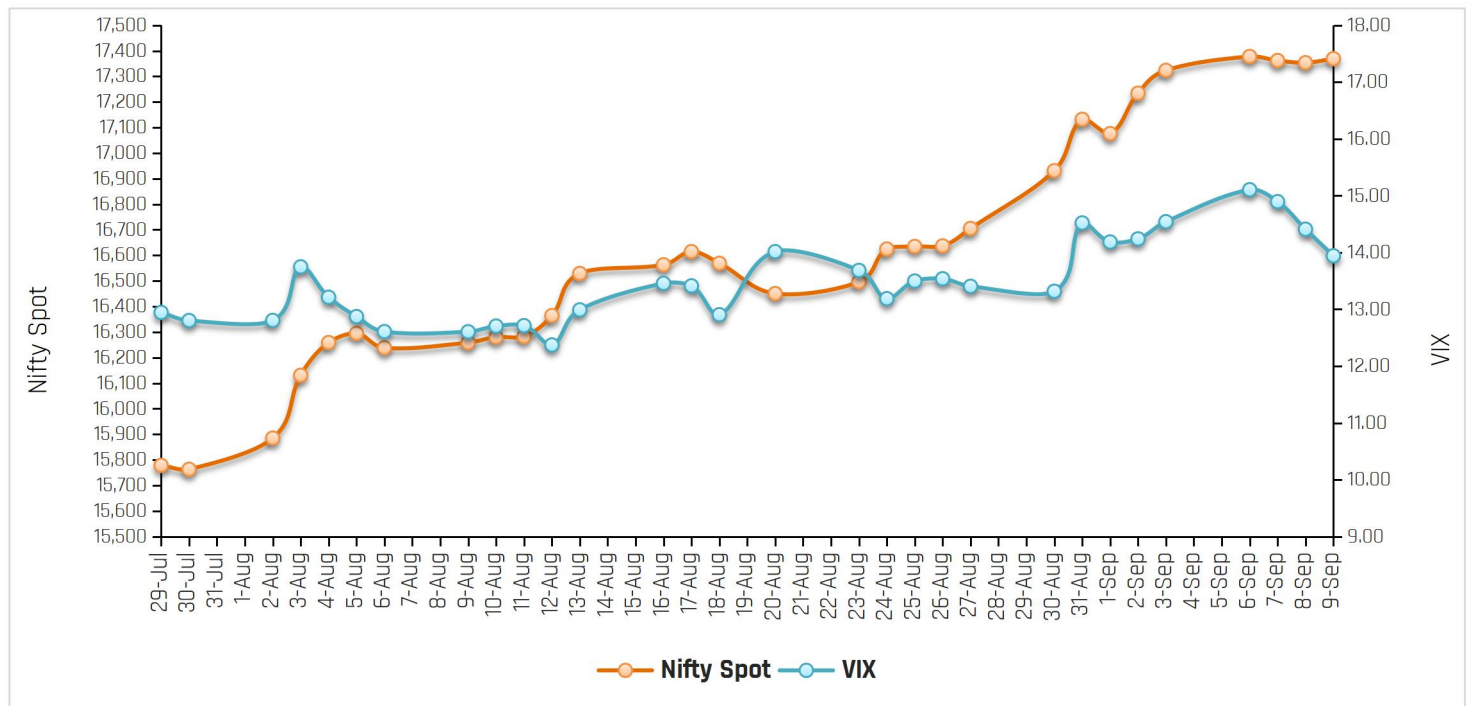
## FII Stats (5 Days Trend)

(Rs. Cr.)	09-Sep	08-Sep	07-Sep	06-Sep	03-Sep
<b>INDEX FUTURES</b>	-1516.74	44.48	432.95	347.09	-742.42
<b>INDEX OPTIONS</b>	4891.51	-9769.92	1964.64	4865.69	-1425.80
<b>STOCK FUTURES</b>	-1275.20	-953.45	-1091.04	-203.23	-592.76
<b>STOCK OPTIONS</b>	-143.23	-444.02	-29.63	-210.46	-144.14

## FII Open Interest Activity (Long & Short Ratio)

Date	Index Fut: Long/Short	Index Option: Long /Short	Index put: long /Short	Stock Fut Long/Short
<b>2-Sep</b>	2.12	2.28	1.63	1.66
<b>3-Sep</b>	1.85	1.74	1.51	1.64
<b>6-Sep</b>	1.91	1.61	1.59	1.62
<b>7-Sep</b>	2.15	1.60	1.65	1.60
<b>8-Sep</b>	2.14	1.47	1.45	1.57
<b>9-Sep</b>	1.73	2.33	1.85	1.53

## NIFTY VS INDIA VIX (Last 30 Days Trend)



**Observation:** Any rise in India Vix this week would lead to either side movement in the Index. As per the above chart, India Vix has strong support at around 12.00 and resistance stands at 15.50.

## Weekly Advance Decline Ratio (Nifty Stocks)

Advances	17
Declines	16
Unchanged	17

# Weekly Derivatives Synopsis

13 September 2021

## ACMIIL Retail Research Products

Informational Products	Recommendation Products
Morning Notes	Momentum calls
Market Watch	Smart Delivery trades
Investor First	Positional technical calls
Preview	Investment ideas
Market Pulse	Master trades High & Medium Risk
RBI Monetary Policy	Techno Funda
Budget Report	Stock Basket
Weekly Derivatives Synopsis	Mutual fund model portfolios
Rollover Snapshot	Portfolio Doctor
Rollover Analysis (Monthly)	

For More Information on Retail Research Products please visit

<https://www.investmentz.com/research-services>

## Asit C. Mehta

INVESTMENT INTERMEDIATES LTD.

### Retail Research Desk:

Email: [retailresearch@acm.co.in](mailto:retailresearch@acm.co.in)

Research Analyst Registration Number:

INH000002483

CIN: U65990MH1993PLC075388

An ISO 9001:2015 Certified Company

Download Investmentz app:



Follow us on:



Information pertaining to Asit C. Mehta Investment Intermediates Limited (ACMIIL):

ACMIIL is a SEBI registered Stock Broker, Merchant Banker, Portfolio Manager and Depository Participant. It is also a AMFI registered Mutual Fund Distributor. It does not have any disciplinary history. Its associate/group companies are Asit C. Mehta Commodity Services Limited, Asit C. Mehta Realty Services Pvt. Ltd, Asit C. Mehta Forex Pvt. Ltd, Nucleus IT Enabled Services , Asit C. Mehta Financial Services Limited (all providing services other than stock broking, merchant banking and portfolio management services.).

#### Disclosures

ACMIIL/its associates and its Research analysts have no financial interest in the companies covered on the report. ACMIIL/its associates and Research analysts did not have actual/beneficial ownership of one per cent or more in the companies being covered at the end of month immediately preceding the date of publication of the research report. ACMIIL/its associates or Research analysts have no material conflict of interest, have not received any compensation/benefits for any reason (including investment banking/ merchant banking or brokerage services) from either the companies concerned/third parties with respect to the companies covered in the past 12 months. ACMIIL/its associates and research analysts have neither managed or co-managed any public offering of securities of the companies covered nor engaged in market making activity for the companies being covered. Further, the companies covered neither are/nor were a client during the 12 months preceding the date of the research report. Further, the Research analyst/s covering the companies covered herein have not served as an officer/director or employee of the companies being covered

#### Disclaimer:

This report is based on information that we consider reliable, but we do not represent that it is accurate or complete and it should not be relied upon such. ACMIIL or any of its affiliates or employees shall not be in any way responsible for any loss or damage that may arise to any person from any inadvertent error in the information contained in the report. To enhance transparency we have incorporated a Disclosure of Interest Statement in this document. This should however not be treated as endorsement of the views expressed in the report.

You are also requested to refer to the disclaimer (which is deemed to be part and parcel and is applicable to this research report as well) : <http://www.investmentz.com/disclaimer>