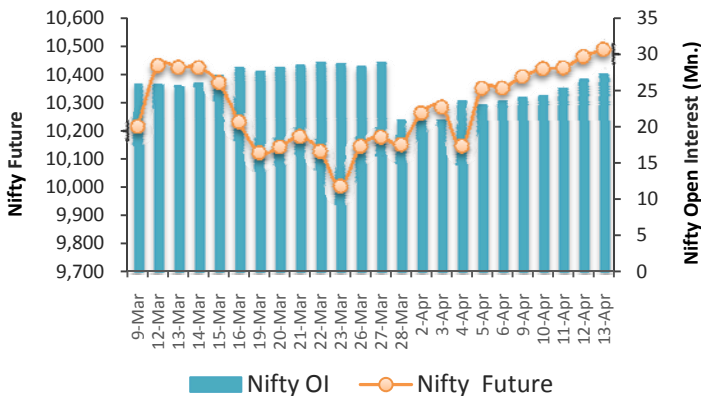


PARTICULARS	Last Closing	Previous Week	% Change
NIFTY SPOT	10481	10332	1.4
NIFTY FUTURES	10490	10353	1.3
BANKNIFTY SPOT	25201	24873	1.3
BANKNIFTY FUTURES	25219	24906	1.3
NIFTY PCR	1.63	1.45	12.4
NIFTY PCR-VOL	1.26	1.19	5.9
NIFTY OI(In Mn)	27	24	15.4
BANKNIFTY OI(In Mn)	1.84	1.67	10.2
INDIA VIX	14.14	14.75	-4.1
NIFTY HV	16.37	18.81	-13.0
Nifty Basis Points	9.8	21	-53.3

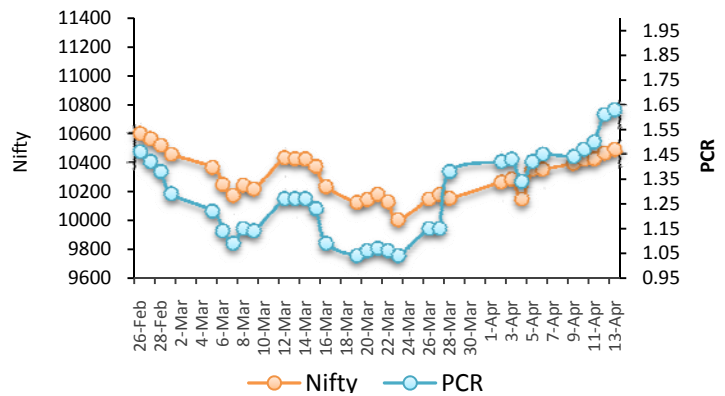
Index Outlook

Derivatives: Last week, the index witnessed a good up-move despite volatility in global markets, especially owing to the trade war between China and US along with rising tension between Russia and US due to Syria crisis. Nifty closed on a positive note 10481, up 1.40% whereas Nifty Future ended at 10490 with 10 points premium with an addition of OI of 15.4% (WoW) indicating long build up. Nifty VIX for the week closed on a weaker note at 14.14 losing 4.1% (WoW) indicating drop in volatility. On the options front, Nifty Put call ratio currently stands at 1.63, up 12.4%. Technically, Nifty Spot has witnessed a good pull-back last week. However, it failed to cross the resistance of 10500, and on the daily scale it has formed a **spinning top candlestick** pattern, which needs confirmation. If the index manages to sustain above 10520 with volumes, it can test 10650. On the lower side, 10280 and 10100 will act as support points. Going forward, global cues, quarterly results, FII flows, Dollar movement, and crude oil price movement will be the key market triggers.

Nifty OI Trend



Nifty FutVsPcr



Sectoral Activity

- Last week, **Oil and Gas, Technology, Cement, Telecom, Pharma, and FMCG** stocks saw Open Interest addition. Top names included **MGL, BPCL, MINDTREE, STAR, RAMCOCEM, INFRATEL, MARICO, and IOC**.
- Realty** stocks saw Open Interest unwinding on the back of short covering, especially in **DLF**.
- In the **Banking** space, **KOTAKBANK, INDUSINDBK, DCBBNK, and AXISBANK** saw long build up while **YESBANK** and **SYNDIBANK** saw short build up. **CANBK** and **PNB** saw long unwinding whereas **ICICIBANK** saw short covering.
- This week, some buying can be seen in **HINDUNILVR, BALKRISIND, KOTAKBANK, IRB, and TATAPOWER** while selling pressure can be seen in **IDEA, MRPL, and YESBANK**.

16-04-2018

Stocks to Watch Out (Weekly)

Long Build-up			
Symbol	Price	OI Change	Price Change
MINDTREE	853.00	58%	3%
PAGEIND	25,224.60	31%	6%
RAMCOCEM	827.65	28%	6%
NATIONALUM	77.20	26%	9%

Long Unwinding			
Symbol	Price	OI Change	Price Change
GRANULES	107.75	-5%	-1%
CAPF	646.95	-5%	-2%
CGPOWER	80.45	-4%	-2%
TATAMTRDVR	202.75	-4%	-2%

Short Build-up			
Symbol	Price	OI Change	Price Change
MGL	917.50	315%	-10%
STAR	645.25	76%	-3%
BPCL	406.85	50%	-6%
ADANIENIT	139.85	46%	-7%

Short covering			
Symbol	Price	OI Change	Price Change
UBL	1,039.05	-19%	3%
ICICIBANK	288.85	-11%	3%
DISHTV	79.50	-10%	10%
JINDALSTEL	251.15	-9%	5%

Weekly Recommendation

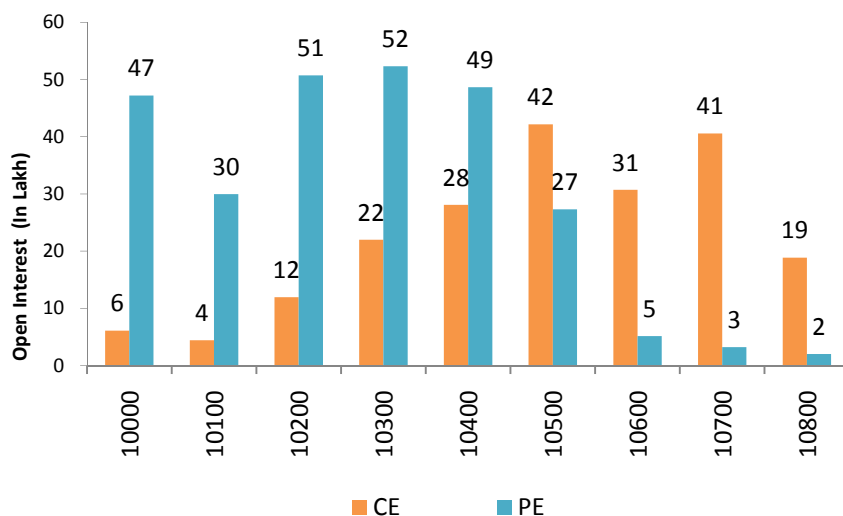
BALKRISIND (1315.2)- The stock has seen Open Interest addition of 18.52% with positive price action indicating long build up. Technically, the stock has broken out its short-term consolidation with volumes. The stock can be bought in the range of 1295-1305 with a stop loss of 1268 on closing basis for a target of 1340-1350.

Target: 1350 Stop Loss: 1268

GLENMARK (583.15) - The stock has seen Open Interest addition of 6.31% along with positive price action indicating long build up. The stock can be bought in the range of 574-578 with a stop loss of 562 on closing basis for a target of 600-605.

Target: 605 Stop Loss: 562

Nifty Options Snapshot



From the OI Concentration (April Series), maximum addition of Open Interest on the call options front exists at the strike prices of 10500 and 10700 (with nearly 42.15 lacs and 40.56 lacs shares outstanding respectively). This indicates these levels would act as the resistance zone on the upside. On the Put options front, maximum addition of Open Interest is at the strike prices of 10300 and 10200 (with nearly 52.32 lacs and 50.72 lacs shares outstanding respectively), indicating a stronger support zone on the downside.

Weekly Derivatives Synopsis

16-04-2018

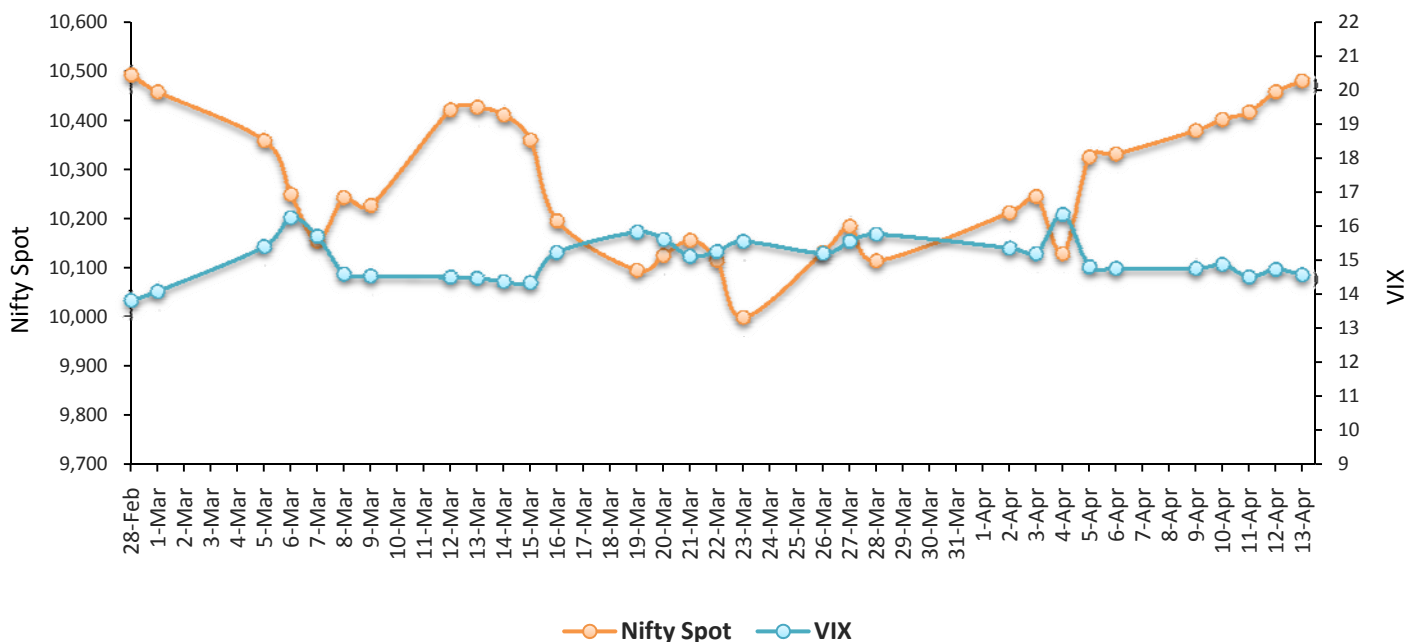
FII Stats (5 Days Trend)

(Rs. Cr.)	13-Apr	12-Apr	11-Apr	10-Apr	09-Apr
INDEX FUTURES	-248.69	315	620	1120	-232
INDEX OPTIONS	193.31	766	551	1244	1391
STOCK FUTURES	835.70	245	-201	494	-458
STOCK OPTIONS	-64.27	-11	80	58	-12

FII Open Interest Activity (Long & Short Ratio)

Date	Index Fut: Long/Short	Index Option: Long /Short	Index put: long /Short	Stock Fut Long/Short
6-Apr	0.24	2.17	3.06	1.45
9-Apr	0.24	2.40	3.04	1.42
10-Apr	0.29	2.75	2.96	1.44
11-Apr	0.34	2.67	2.83	1.42
12-Apr	0.35	2.80	2.42	1.42
13-Apr	0.35	2.85	2.26	1.45

NIFTY VS INDIA VIX (Last 30 Days Trend)



Observation: Any rise in India Vix this week would lead to either side movement in the index. As per the above chart, India Vix has strong support at around 13.20 and resistance stands at 17.00.

Weekly Advance Decline Ratio (Nifty Stocks)

Advances	23
Declines	19
Unchanged	08

ACMIIL Retail Research Products

Informational Products	Recommendation Products
Morning Notes	Momentum calls
Equi-Tea	Smart Delivery trades
Market Watch	Positional technical calls
Investor First	Investment ideas
Preview	Master trades High & Medium Risk
Market Pulse	Techno Funda
RBI Monetary Policy	Equity SIP
Budget Report	Mutual fund model portfolios
Weekly Derivatives Synopsis	Portfolio Doctor
Rollover Snapshot	
Rollover Analysis (Monthly)	

For More Information on Retail Research Products please visit
<http://www.investmentz.com/research-report/>

Retail Research Desk:

Akhil Rathi	D: 91 22 2858 3210
Hrishikesh Yedve	D: 91 22 2858 3207
Neeraj Sharma	D: 91 22 2858 3208
Rohan Gawale	D: 91 22 2858 3213
Vrinda Aditya	D: 91 22 2858 3209
Dhiral Shah	D: 91 22 2858 3211

Email: retailresearch@acm.co.in

Research Analyst Registration Number:

INH00002483

CIN: U65990MH1993PLC075388

An ISO 9001:2008
Certified Company

Follow us on:



Information pertaining to Asit C. Mehta Investment Intermmediates Limited (ACMIIL):

ACMIIL is a SEBI registered Stock Broker, Merchant Banker and Depository Participant. It is also an AMFI registered Mutual Fund Distributor. It does not have any disciplinary history. Its associate/group companies are Asit C. Mehta Commodity Services Limited, Asit C. Mehta Realty Services Pvt. Ltd, Asit C. Mehta Forex Pvt. Ltd, Nucleus IT Enabled Services, Asit C. Mehta Financial Services Limited (all providing services other than stock broking and Merchant banking).

Disclosures

ACMIIL/its associates and its Research analysts have no financial interest in the companies covered on the report. ACMIIL/its associates and Research analysts did not have actual/beneficial ownership of one per cent or more in the companies being covered at the end of month immediately preceding the date of publication of the research report. ACMIIL/its associates or Research analysts have no material conflict of interest, have not received any compensation/benefits for any reason (including investment banking/merchant banking or brokerage services) from either the companies

covered neither are/nor were a client during the 12 months preceding the date of the research concerned/third parties with respect to the companies covered in the past 12 months. ACMIIL/its

associates and research analysts have neither managed or co-managed any public offering of securities of the companies covered nor engaged in market making activity for the companies being covered. Further, the companies report. Further, the research analyst/s covering the companies covered herein have not served as an officer/director or employee of the companies being covered

Disclaimer:

This report is based on information that we consider reliable, but we do not represent that it is accurate or complete and it should not be relied upon such. ACMIIL or any of its affiliates or employees shall not be in any way responsible for any loss or damage that may arise to any person from any inadvertent error in the information contained in the report. To enhance transparency we have incorporated a Disclosure of Interest Statement in this document. This